

Your Step By Step Guide To Filing At The Patent Office

Are you an inventor with a groundbreaking idea, seeking to protect your intellectual property? Filing for a patent can be a complex and daunting process, but fear not! This step by step guide will walk you through the entire process of filing at the Patent Office, ensuring that you navigate the legal requirements seamlessly.

Understanding Patents

Before delving into the filing process, it's vital to understand what a patent is and why it's essential for inventors. A patent grants exclusive rights to an inventor or assignee to prevent others from using, selling, or importing their invention without permission for a specified period. It provides legal protection, giving inventors the opportunity to monetize their creations and prevents others from stealing their ideas.

Patents can be filed for various types of intellectual property, such as inventions, designs, or processes. By filing a patent application, you are essentially disclosing the details of your innovation to the public in exchange for exclusive rights.



Patent It Yourself: Your Step-by-Step Guide to Filing at the U.S. Patent Office

by David Pressman (Kindle Edition)

★★★★☆ 4.5 out of 5

Language : English
File size : 74318 KB
Text-to-Speech : Enabled
Screen Reader : Supported

Enhanced typesetting : Enabled
Word Wise : Enabled
Print length : 1426 pages



Determining Patentability

Before proceeding with the filing, it's crucial to determine if your invention is eligible for a patent. Not all ideas can be patented, so it's essential to review the criteria set by the Patent Office. In general, for an invention to be patentable, it must be novel, non-obvious, and have industrial applicability.

Conducting a thorough patent search is an essential step to ensure that your idea hasn't already been patented. This search helps you identify prior art, which consists of publicly available information related to your invention. Prior art can include patents, published papers, and other publicly accessible materials.

Preparing a Detailed Description

Once you have determined the patentability of your invention, the next step is to prepare a detailed description. This description should clearly explain the technical aspects, functionality, and uniqueness of your invention. A well-written description is essential for fulfilling the disclosure requirement of the patent application.

Creating detailed drawings or diagrams can significantly enhance the clarity of your description. These visual representations provide a clearer understanding of your invention's structure and functionality, making it easier for others to analyze and potentially license your idea.

Filling out the Application

Now that you have a comprehensive description of your invention, it's time to start filling out the patent application forms. These forms can vary depending on your jurisdiction, so it's crucial to consult the relevant Patent Office for the correct documentation.

The application typically includes personal information, the title of the invention, description of the invention, any claims you wish to include, and drawings, if applicable. It's vital to review the instructions thoroughly and provide accurate and detailed information to avoid any delays or rejection of your application.

Filing Fees and Timelines

When filing a patent application, it's important to be aware of the associated fees and deadlines. Patent offices charge fees for processing applications, conducting searches, and examining the submitted materials. These fees may vary depending on the jurisdiction and the type of applicant (individual, small business, corporation, etc.). Make sure to research and budget accordingly to avoid any surprises.

Additionally, patent offices have specific deadlines for filing applications, responding to inquiries, and paying fees. Missing these deadlines can result in significant delays or even the abandonment of your application. Stay organized and keep track of all important dates to ensure a smooth and successful filing process.

Examination and Patent Grant

Once your application has been submitted, it undergoes a thorough examination by the Patent Office. This examination process involves evaluating the novelty, non-obviousness, and industrial applicability of your invention. The examination can take a considerable amount of time, so be prepared for potential delays.

If your application meets all the requirements and passes the examination, you will receive a patent grant. This grant provides you with exclusive rights to your invention, allowing you to enforce those rights against any potential infringers.

Patent Maintenance

Securing a patent is not the end of the journey. Patents have maintenance requirements that inventors must fulfill to keep their exclusive rights intact. These requirements usually involve paying maintenance fees, submitting periodic reports, and ensuring your invention is still in use.

It's crucial to stay updated on the maintenance requirements set by the Patent Office to avoid the expiration or loss of your patent rights. Failure to comply with these requirements can result in the abandonment of your invention's protection.

In

The journey of filing for a patent can be intricate, but with the right guidance, it can be a rewarding experience for inventors seeking to protect their intellectual property. This step by step guide has provided you with an overview of the filing process, emphasizing the importance of thorough research, detailed descriptions, accurate filing, and keeping up with maintenance requirements.

Remember, each patent filing is unique, and seeking guidance from a qualified patent attorney or agent can significantly enhance your chances of success. So arm yourself with knowledge, protect your ideas, and unleash your inventive potential!

Patent It Yourself: Your Step-by-Step Guide to Filing at the U.S. Patent Office

by David Pressman (Kindle Edition)

★★★★☆ 4.5 out of 5



Language	: English
File size	: 74318 KB
Text-to-Speech	: Enabled
Screen Reader	: Supported
Enhanced typesetting	: Enabled
Word Wise	: Enabled
Print length	: 1426 pages



Protect and profit from your invention

For 35 years, Patent It Yourself has guided hundreds of thousands of inventors through the process of getting a patent, from start to finish. Patent attorneys David Pressman and David E. Blau provide the latest information, forms, and clear instructions to help you:

- conduct a patent search the right way
- evaluate your idea's commercial potential
- file a provisional patent application to get “patent pending” status
- prepare a patent application
- focus on your patent application's claims
- respond to patent examiners
- get your drawings done right
- protect your rights in foreign countries
- deal with infringers, and
- market and license your invention.

The 20th edition covers the latest patent filing rule changes, including the most recent implications of the America Invents Act first-to-file rules.

With downloadable forms: All essential forms, including a Nondisclosure Agreement, Patent Searcher's Worksheet, and Design Patent Application are included in the book and are available for download (details inside).




Your Step By Step Guide To Filing At The Patent Office

Are you an inventor with a groundbreaking idea, seeking to protect your intellectual property? Filing for a patent can be a complex and daunting process, but fear not! This...



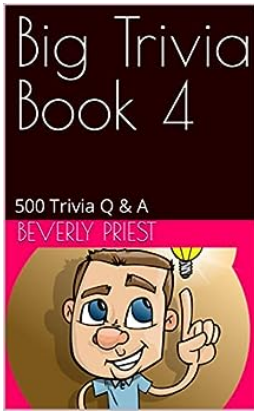
Understanding the Basics of Microbiology and Infection Control for Midwives: A Comprehensive Guide

As midwives play a crucial role in ensuring the safety and well-being of pregnant women and newborns, it is vital for them to have a strong foundation in microbiology and...



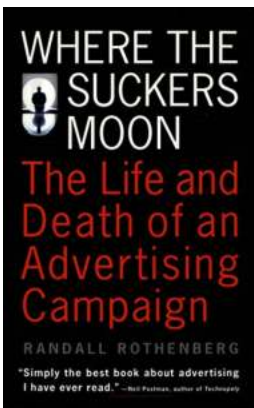
An Empirical Analysis For Social Scientists: Unveiling the Patterns of Human Behavior

As social scientists, our aim is to understand and explain human behavior. With the advancements in technology and the increasing availability of data, we now have the tools...




Unveiling the Big Trivia 500 Trivia: The Ultimate Challenge for Knowledge Enthusiasts!

Are you ready to embark on an incredible journey into the world of trivia? Look no further than the Big Trivia 500 Trivia – an exhilarating experience that will put your...




The Life And Death Of An Advertising Campaign

Every advertising campaign begins with a vision, a strategy, and the hopes of a successful outcome. But like any other venture in life, advertising campaigns too have their...



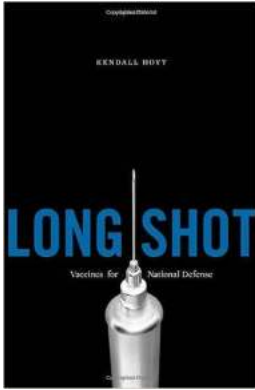
Davis Comprehensive Handbook Of Laboratory Diagnostic Tests With Nursing- The Ultimate Guide for Nurses

As a nurse, it is essential to have a comprehensive understanding of laboratory diagnostic tests as they play a crucial role in patient care. The Davis Comprehensive...



Your Step By Step Guide To Filing At The Patent Office

Are you an inventor with a groundbreaking idea, seeking to protect your intellectual property? Filing for a patent can be a complex and daunting process, but fear not! This...



Introducing Long Shot Vaccines: A Game-Changer for National Defense

When it comes to protecting a nation from various threats, the military and defense agencies often rely on a variety of strategies and technologies. While traditional methods...