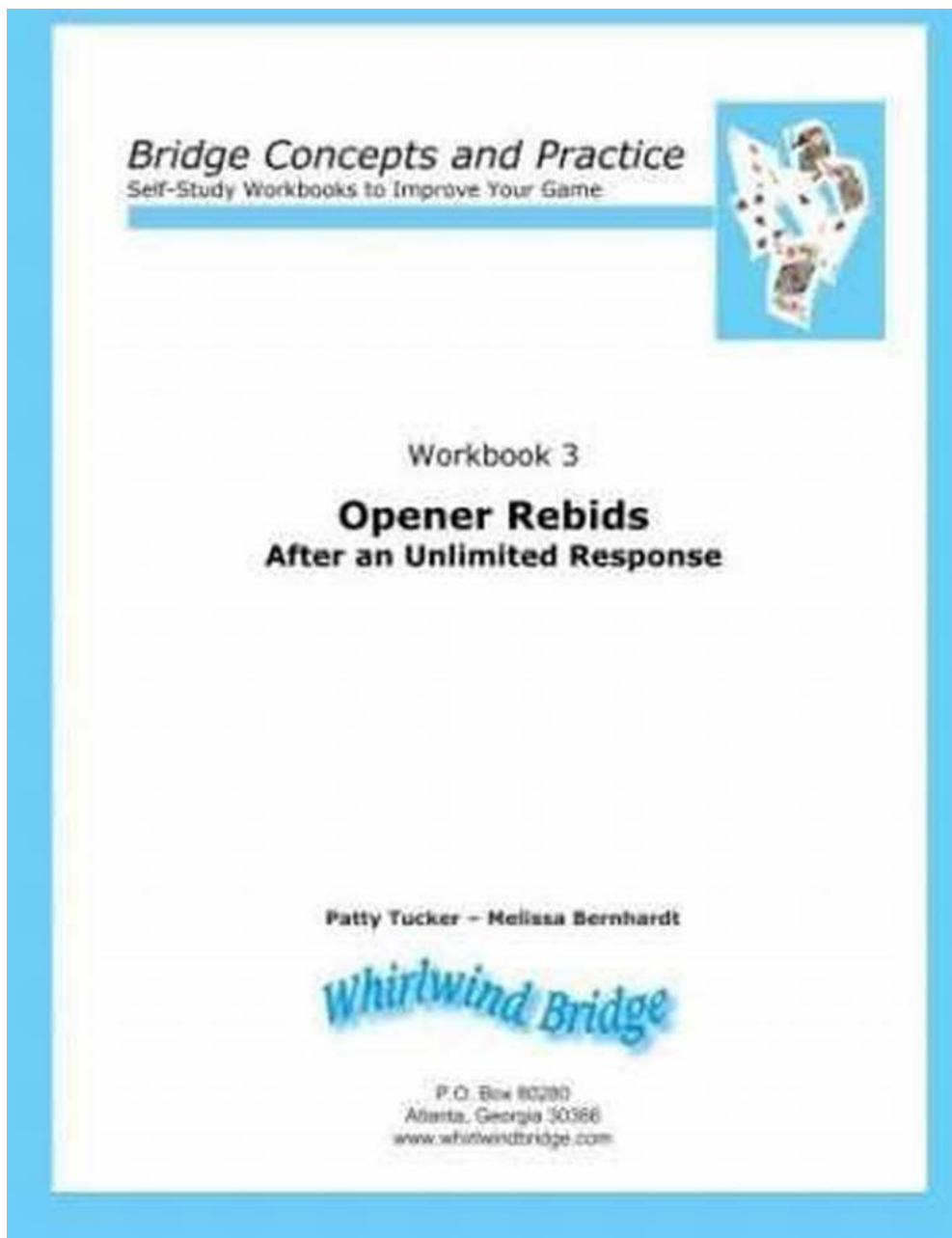



# Unlocking the Secrets of Opener Rebids After an Unlimited Response



When it comes to the game of bridge, the bidding process plays a crucial role in determining the best contract for the partnership. After the opener's partner makes a game-forcing response, knowing how to proceed with the rebids becomes paramount in ensuring success at the table.

In this article, we will explore the strategies and considerations in opener rebids after an unlimited response, optimizing your bidding system to maximize the potential gains for your partnership.



## Opener Rebids After an Unlimited Response: Bridge Concepts and Practice (Workbooks Book 3) by Patty Tucker (Kindle Edition)

★★★★★ 5 out of 5

Language : English  
File size : 4010 KB  
Text-to-Speech : Enabled  
Screen Reader : Supported  
Enhanced typesetting : Enabled  
Print length : 40 pages  
Lending : Enabled



## Understanding the Unlimited Response

An unlimited response from the opener's partner indicates a hand that is strong enough to force the game and potentially even explore the possibility of a slam. This response typically shows 16+ high-card points (HCP) and often contains distributional features such as long suits, voids, or singletons.

With an unlimited response, the opener gains valuable information about their partner's hand, allowing them to adjust their subsequent rebidding strategy accordingly.

## The Different Types of Unlimited Responses

Not all unlimited responses are created equal. It is important for the opener to differentiate between the different types of unlimited responses in order to craft

an appropriate rebid.

Some common types of unlimited responses include:

- **Jump Shift:** A jump shift response indicates a strong hand with long suits but denies a great fit for the opener's suit.
- **Cue Bid:** A cue bid, often made at the game level, shows a strong hand with support for the opener's suit and interest in exploring a slam.
- **New Suit at the 2-level:** This response reveals a strong hand with a long suit that can serve as a trump suit.
- **Jump Raise:** A jump raise in the opener's suit signifies strong support and extra distributional features such as a void or singleton.

## Selecting the Right Rebids

After receiving an unlimited response, the opener faces the challenge of selecting the most appropriate rebid to convey useful information to their partner.

Some key considerations in opener rebids include:

- **Showing Strength:** The opener needs to convey their level of strength to the responder without overburdening them. A careful rebid choice can help achieve this.
- **Sharing Suit Length Information:** Sharing information about any additional long suits or short suits can help the responder accurately gauge the partnership's potential for game or slam bids.
- **Refining Hand Description:** The opener can use their rebids to further describe their hand type, such as indicating balanced or unbalanced hands with a preference for particular suits.

- **Inviting Slam:** If the responder's unlimited response indicated interest in a slam, the opener can use their rebid to invite slam exploration without committing to it.

## Sample Bidding Sequences

Let's look at a couple of sample bidding sequences to illustrate how opener rebids can be tailored based on the unlimited response.

### Scenario 1:

- Opener: 1NT (15-17 HCP)
- Responder: 3♥ (Unlimited with hearts)
- Opener's Rebids:
  - 4♥ - Signifies invitational values, showing interest in exploring a possible slam
  - 4♠ - Shows a balanced hand without interest in a slam, encouraging responder to sign off at the game level

### Scenario 2:

- Opener: 1♣ (16+ HCP)
- Responder: 2♦ (Unlimited with long diamonds)
- Opener's Rebids:
  - 2NT - Shows a minimum strength balanced hand with stoppers in all suits, indicating no interest in game or slam exploration

- 3♦ - Signifies a strong hand with extra diamond length, inviting the responder to explore a potential game or slam possibility

## **Incorporating Precision into Your Bidding System**

Becoming proficient in opener rebids after an unlimited response demands the use of a precise bidding system that takes into account the nuances of each type of rebid.

By incorporating conventions such as Jacoby 2NT, splinter bids, or control-showing Cue Bids into your system, you can provide accurate and descriptive information to your partner, enabling better decision making during the bidding process.

Opener rebids after an unlimited response serve as a pivotal moment in the bidding process. The ability to effectively communicate your hand's strength, suit length, and descriptive features will help you and your partner achieve optimal results.

By understanding the various types of unlimited responses and selecting appropriate rebids, you can embark on a successful journey towards slam exploration or make sound decisions at the game level.

Remember, bridge is a game of partnerships, and honing your bidding skills is essential in gaining an edge over your opponents.

So go ahead, master the art of opener rebids after an unlimited response, and unlock the secrets to bidding success!



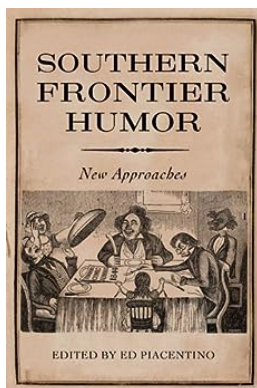
## Opener Rebids After an Unlimited Response: Bridge Concepts and Practice (Workbooks Book 3) by Patty Tucker (Kindle Edition)

★★★★★ 5 out of 5

Language : English  
File size : 4010 KB  
Text-to-Speech : Enabled  
Screen Reader : Supported  
Enhanced typesetting : Enabled  
Print length : 40 pages  
Lending : Enabled



120 hands to practice opener's rebid after responder has made a forcing, unlimited response. Divided into two sections – when opener has a fit with responder and when he does not. Focuses primarily on auctions at or below game.



## Unlocking the Untapped Wellspring of Southern Frontier Humor

Humor has always been a powerful way to bring people together. From the yarns spun by Mark Twain to the hilarious tales shared on front porches across the...



## Splinter Bids After an Opening Bid of 1H or 1S: The Ultimate Guide to This Powerful Convention

Are you looking to take your bridge game to the next level? The trick is to employ strategic bidding techniques that can give you an edge over your opponents. One...




## Discover the Winning Bridge Convention Ebooklet: Taking Your Conventions to the Next Level

The Ultimate Guide for Elevating Your Bridge Game to New Heights Are you tired of playing the same old conventions in your bridge games? Do you wish you could add some...



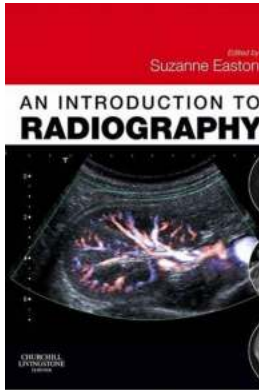
## Winning Bridge Convention Ebooklet: Unleashing the Strategies to Master Conventions After

: The world of bridge conventions can be fascinating and intimidating at the same time. As a bridge player, you might have come across numerous conventions used by experts to...




## Discover the Winning Bridge Convention Ebooklet and Unleash Your Gaming Potential!

Are you an avid bridge player looking to take your game to the next level? Look no further! We present to you the ultimate Winning Bridge Convention...




## The Fascinating World of Radiography: A Comprehensive Introduction

Have you ever wondered how doctors are able to see through our bodies? How they uncover hidden fractures, diagnose diseases, or ensure the safety of unborn babies? The...



## Master the Art of Bridge with Intermediate Bridge Patty Tucker

Bridge is a fascinating card game that requires strategic thinking, logical reasoning, and excellent communication between partners. Whether you are just...



## Master Patty Tucker Reveals Essential Strategies and Tips for Intermediate Bridge Players

Are you ready to take your bridge skills to the next level? Look no further! Join Master Patty Tucker in her intermediate bridge workshop and discover the secrets that will...