

Transform Your Space: 30 Master Bedroom Design Ideas That Will Leave You Breathless

When it comes to designing your master bedroom, the possibilities are endless. Your bedroom is your personal oasis, where you can unwind, relax, and recharge. With the right design ideas, you can create a space that not only looks stunning but also reflects your unique personality and style. In this article, we will explore 30 master bedroom design ideas that will leave you breathless and inspire you to transform your space into something truly special.

1. Serene and Neutral



One of the most popular bedroom design ideas is to create a serene and neutral space. Soft colors like beige, gray, and white can create a calm and relaxing atmosphere. Add some texture with a plush area rug or cozy throw pillows to add visual interest without overpowering the simplicity of the design.

Bedroom Design Ideas Master Bedroom

by Emilie Ramon (Kindle Edition)



★ ★ ★ ★ ☆ 4.5 out of 5
Language : English
File size : 3658 KB
Text-to-Speech : Enabled
Screen Reader : Supported
Enhanced typesetting : Enabled
Print length : 38 pages
Lending : Enabled
Item Weight : 1.01 pounds



2. Bohemian Paradise



For those who love a more eclectic and vibrant style, a bohemian master bedroom design might be the perfect choice. Mix and match patterns, textures, and colors to create a lively and visually stimulating space. Don't be afraid to incorporate unique pieces of furniture, such as a rattan chair or a vintage-inspired dresser.

3. Industrial Chic



If you prefer a more modern and edgy aesthetic, an industrial chic master bedroom design might be just what you're looking for. Exposed brick, metal accents, and concrete elements can add a touch of urban sophistication to your space. Keep the color palette simple with shades of gray, black, and brown to maintain the industrial feel.

4. Romantic Retreat



For a dreamy and romantic atmosphere, consider a master bedroom design with soft pink walls and elegant decor. Opt for luxurious fabrics like silk or velvet for your bedding and add a crystal chandelier or a delicate canopy above your bed to create a truly enchanting space.

5. Coastal Escape



Bring the calming vibes of the beach into your master bedroom with a coastal-inspired design. Use a blue and white color scheme to evoke the feeling of the ocean. Incorporate natural materials like rattan or driftwood into your furniture and decor to complete the beachy look.

6. Minimalistic Haven



If you prefer a clutter-free and peaceful environment, a minimalistic master bedroom design might be the perfect fit for you. Keep the color palette simple and stick to clean lines and sleek furniture. Opt for hidden storage solutions to keep your space organized and free of visual distractions.

7. Glamorous Retreat



Elevate your master bedroom to a whole new level of luxuriousness with a glamorous retreat design. Incorporate gold accents, luxurious textures like velvet or fur, and dramatic lighting fixtures to create a space that exudes elegance and opulence.

8. Nature-inspired Sanctuary



Bring the beauty of nature indoors with a nature-inspired master bedroom design. Use earthy tones like greens, browns, and blues to create a calming atmosphere. Incorporate wooden accents and natural materials to enhance the organic feel of the space.

9. Modern Farmhouse



If you love the rustic charm of farmhouse style but also enjoy modern elements, a modern farmhouse master bedroom design might be the perfect fusion for you. Combine cozy decor with rustic elements like reclaimed wood and metal accents to create a warm and inviting space with a contemporary twist.

10. Art Deco Elegance



Channel the glamour of the 1920s with an art deco master bedroom design. Use rich colors like deep blues, emerald greens, and golds to create a luxurious feel. Incorporate geometric patterns and mirrored surfaces to evoke the opulence and glamour of the era.

11. Rustic Retreat



Create a cozy and inviting retreat with a rustic master bedroom design. Exposed beams, a cozy fireplace, and warm earthy tones can add a rustic charm to your space. Incorporate natural materials like stone or reclaimed wood to enhance the cozy cabin vibe.

12. Scandinavian Simplicity



If you appreciate simplicity and clean lines, a Scandinavian master bedroom design might be the perfect choice for you. Stick to a white color palette with pops of natural wood and minimalistic decor. Keep the space clutter-free and bright to create a calm and serene atmosphere.

13. Vintage Charm



Add a touch of vintage charm to your master bedroom with a vintage-inspired design. Incorporate antique furniture, delicate floral patterns, and vintage-inspired artwork to create a nostalgic and romantic atmosphere. Soft, muted colors like pastels or neutrals can further enhance the vintage feel.

14. Luxurious Loft



If you have a loft space, take advantage of the high ceilings and exposed brick to create a luxurious loft master bedroom design. Incorporate sleek and modern furniture, soft lighting, and luxurious materials to create a space that feels both elegant and inviting.

15. Tropical Oasis



Bring the tropics into your master bedroom with a tropical oasis design. Use vibrant colors like greens, blues, and yellows to evoke the feeling of being on a vacation. Incorporate tropical foliage and prints to create a lush and relaxing atmosphere.

16. French Countryside



Transport yourself to the charming French countryside with a master bedroom design inspired by the French aesthetic. Use a soft color palette with touches of lavender or blue to create a serene atmosphere. Incorporate elegant decor like chandeliers or vintage-inspired furniture to complete the French country look.

17. Asian Zen



Create a peaceful and zen-like atmosphere in your master bedroom with an Asian-inspired design. Use earthy colors like greens, browns, and neutrals to create a sense of balance and harmony. Incorporate minimalistic decor and natural materials like bamboo or stone to complete the zen feel.

18. Hollywood Glam



Add a touch of Old Hollywood glamour to your master bedroom with a Hollywood glam design. Incorporate mirrored surfaces, plush textures, and dramatic lighting fixtures to create a space that feels both luxurious and glamorous. Choose a bold color palette like black and gold to enhance the glamorous atmosphere.

19. Eclectic Wonderland



For those who love a mix of styles and bold aesthetics, an eclectic wonderland master bedroom design might be the perfect fit. Combine bold colors, mix patterns, and incorporate unique, one-of-a-kind pieces to create a space that is truly unique and full of personality.

20. Cozy Cabin



Create a cozy and warm atmosphere in your master bedroom with a cabin-inspired design. Incorporate wood accents, warm lighting, and cozy textiles to create a space that feels like a refuge from the outside world. Use neutral color palettes with pops of deep reds or greens to enhance the cabin vibe.

21. Moroccan Chic



Transport yourself to the vibrant streets of Morocco with a Moroccan chic master bedroom design. Use vibrant colors, intricate patterns, and metallic accents to create a space that feels bohemian and exotic. Incorporate Moroccan-inspired textiles, such as poufs or rugs, to complete the look.

22. Urban Jungle



Create a lush and tropical atmosphere in your master bedroom with an urban jungle design. Incorporate lush plants, natural textures, and earthy colors to create a space that feels both relaxing and invigorating. Use rattan or woven furniture to enhance the natural feel of the space.

23. Artistic Retreat



For those who appreciate bold artwork and vibrant colors, an artistic retreat master bedroom design might be the perfect choice. Use large-scale artwork to create a focal point in the room and incorporate vibrant colors to create a stimulating atmosphere. Mix and match patterns and textures to add visual interest.

24. Romantic Vintage



Combine the romanticism of vintage aesthetics with a modern twist in your master bedroom with a romantic vintage design. Use soft colors like pastels or neutrals to create a serene atmosphere. Incorporate vintage-inspired decor, such as lace curtains or a vintage vanity, to enhance the romantic feel.

25. Artistic Boho



For those who love artistic expression and a mix of patterns and textures, an artistic boho master bedroom design might be just what you need. Mix and match bold patterns, incorporate eclectic decor, and use vibrant colors to create a space that feels both bohemian and artistic.

26. Retro Revival



Bring back the nostalgic charm of the past with a retro revival master bedroom design. Use bold colors, funky patterns, and retro-inspired furniture to create a space that feels like a blast from the past. Incorporate vintage artwork and accessories to enhance the retro vibe.

27. Dreamy Whimsy



Create a dreamy and whimsical atmosphere in your master bedroom with a dreamy whimsy design. Use soft colors, sheer curtains, and dreamy decor to create a space that feels ethereal and imaginative. Incorporate fairy lights or a dream catcher to enhance the whimsical vibe.

28. Contemporary Chic



If you appreciate clean lines and sleek furniture, a contemporary chic master bedroom design might be the perfect fit for you. Keep the color palette simple and stick to a minimalistic aesthetic. Incorporate statement lighting fixtures and bold artwork to add visual interest.

29. Modern Zen



Create a peaceful and zen-like atmosphere in your master bedroom with a modern zen design. Stick to neutral colors, minimalistic decor, and natural materials to create a space that feels both calm and rejuvenating. Incorporate elements of nature, such as indoor plants or a water feature, to enhance the zen feel.

30. Old World Charm



Transport yourself to another era with an old world charm master bedroom design. Use rich colors like deep reds, purples, and golds to create a luxurious and regal atmosphere. Incorporate ornate details, such as moldings or embellishments, to complete the old world look.

With these 30 master bedroom design ideas, you can transform your space into something truly spectacular. From serene and neutral designs to vibrant and

bohemian aesthetics, there is a style to suit every preference and personality. No matter which design you choose, remember to make your master bedroom a reflection of yourself and create a space where you can truly unwind and recharge.



Bedroom Design Ideas Master Bedroom

by Emilie Ramon (Kindle Edition)

★★★★☆ 4.5 out of 5

Language : English

File size : 3658 KB

Text-to-Speech : Enabled

Screen Reader : Supported

Enhanced typesetting : Enabled

Print length : 38 pages

Lending : Enabled

Item Weight : 1.01 pounds



It might be tempting to buy the biggest bed possible to feather a luxurious nest. But doing this in a small space tends to cause a more cramped feel. Instead, choose a bed with small stature that won't choke the room, such as an iron bed with a see-through headboard and footboard. Or pick a bed with no footboard at all, such as a platform or storage bed. Doing so will keep the middle of your room open, making it feel larger.

Go for It

There are two ways to organize a small bedroom: You can make it dark and cozy with saturated berry reds or chocolate browns. Or, you can boost daylight with barely dressed windows and a light-bouncing color on the wall, such as cloud white or sunshine yellow. Either way, don't take a weak approach. You can be

bold in a small space without risking too much money or effort.

Sneak In Storage

When decorating small bedrooms, every square inch is potential storage. Sure, you can stash sweater boxes under the bed, but if you boost the bed frame on blocks and add a voluminous skirt, you can hide a set of luggage under there. Place a storage ottoman under the window to hold extra bedding. Use a chest as a bedside table to gain drawer space. When it comes to organizing a small bedroom, make the most of your closet with an organizer system. And look for wall space where you can hang a bookshelf.

Seize Opportunities in a Small Bedroom

Look for ways to make your small bedroom special. Decorate a bedroom with punchy fabrics and expressive patterns. Choose interesting lighting, such as a charming chandelier or sculptural table lamps. For a small bedroom idea that makes a statement, try an unusual headboard: Pick one that is extra tall, brightly upholstered, or curvy. And use artwork to show off your personality. It doesn't have to be pricey -- framed snapshots will do. Remember, this is the most personal space in your home, so decorate a bedroom with what makes you happy.

Let it Shine

You may want to rethink your black-out window treatments. Embrace natural light, which will help a small bedroom feel light and airy. Layer drapes and light-blocking shades for style and optimal light control.

Think Tall

Here's a small bedroom idea with staying power: Hang window treatments closer to the ceiling to make a room feel taller. Don't believe us? Have a partner hold up curtains to give it a try. It's amazing to see the instant change such a small fix can

make.

Raise The Roof

Decorating a small bedroom can get extra tricky with odd nooks and corners. Use light, crisp colors to combat unique features like lower ceilings. Bright whites look luxe in any sized room, and even turn this slanted-ceiling kids' room into a spacious play zone.

Bedside Manners

Be smart about storage when decorating a small bedroom. Employ a nightstand with drawers and shelves and install a floating shelf above for extra storage in a small bedroom. Consider room organizers for small rooms for maximum clutter control.

Soft Edges

When decorating a small bedroom, go for furniture with rounded edges. It will take up less floor space and help widen walkways. Half-circle nightstands and rounded ottomans with hidden storage compartments are the perfect small bedroom accessory.

Boho Chic

Small room decorating doesn't have to be difficult. Our best advice on how to organize a small bedroom? Add one piece of drama. In this bedroom, a suzani patterned tapestry serves as an eye-catching headboard. Pair it with other boho accessories to tie the whole room together.

Layers of Style


You may need to defy convention when it comes to design ideas for small bedrooms. Specifically, get creative with the furniture layout! In this room, the bed slightly overlaps the two windows, but the placement provides ample walkways.

Just be sure to move furniture several inches away from the window to make room for blinds and curtains.




Transform Your Space: 30 Master Bedroom Design Ideas That Will Leave You Breathless

When it comes to designing your master bedroom, the possibilities are endless. Your bedroom is your personal oasis, where you can unwind, relax, and recharge. With the right...



The Cambridge Introduction To Sanskrit: Unlocking the Ancient Language of Gods and Scholars

Have you ever wondered about the origins of language? How the spoken word evolved into complex written forms, and the secret key to understanding ancient civilizations? In...



How To Beat Depression: A Practical Manual For Sufferers, Their Relatives, and Loved Ones


Depression is a mental health condition that affects millions of people worldwide. It can be an extremely challenging and debilitating experience, not just for the...



JIM PETERSON

DOA: Can Big Audit Survive the UK Regulators?

As the world becomes increasingly interconnected, the need for robust regulation of industries is more important than ever before. One industry that has faced significant...



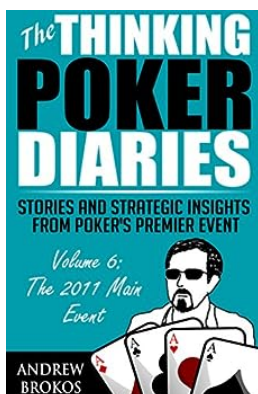
The Extraordinary Life and Achievements of Paul Berg - A Pioneer in Genetic Engineering

A brilliant scientist, an innovative researcher, and a true pioneer in the field of genetic engineering - that is Paul Berg. From his early years to his groundbreaking...




Going Home Elizabeth Castle: Exploring the Historical Beauty

Have you ever wondered what it would be like to step back in time and explore a real medieval castle? Well, get ready to take a journey through history as we delve into the...



Stories And Strategic Insights From Poker Premier Event

Are you ready to enter the thrilling world of high-stakes poker? Get ready to dive into the captivating stories and strategic insights from the biggest poker...



The Birth Of Pop Music: A Journey Through Time

In a world where music shapes cultures and defines generations, the birth of pop music marks a significant milestone in the evolution of our musical landscape. With catchy...