

The Ultimate Guide to Landing Your First Show – Uncover the Secrets

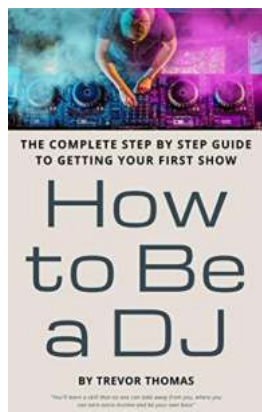
Have you always dreamt of gracing the stage and sharing your talent with an eager audience? Are you an aspiring performer who is ready to take the world by storm? Well, you've come to the right place! In this comprehensive guide, we will unveil the complete step-by-step process to help you get your first show. Whether you're a musician, comedian, dancer, or any kind of performer, this guide will provide you with the necessary tools and knowledge to kickstart your career. So, let's dive in!

Setting Yourself Up for Success

Before embarking on your journey towards landing your first show, it's important to lay a solid foundation for success. Here are some key steps you should take:

1. Define Your Artistic Identity

Take the time to truly understand who you are as an artist. Identify your unique talents, strengths, and the genre or style that best represents you. This self-discovery process will enable you to market yourself effectively and stand out in the competitive entertainment industry.



How to Be a DJ: The Complete Step by Step Guide to Getting Your First Show

by Trevor Thomas (Kindle Edition)

★★★★☆ 4.1 out of 5

Language : English

File size : 2222 KB

Text-to-Speech : Enabled

Screen Reader : Supported

Enhanced typesetting : Enabled

Word Wise : Enabled
Print length : 40 pages
Lending : Enabled



2. Perfect Your Craft

Practice makes perfect! Dedicate yourself to honing your skills and consistently improving your craft. Attend workshops, take lessons, and seek constructive criticism from professionals in your field. Continual growth is vital when it comes to impressing potential show organizers.

3. Build Your Portfolio

Create an impressive portfolio that showcases your best work. Include high-quality photos, videos of your performances, testimonials, and any other relevant materials that demonstrate your talent and professionalism. This portfolio will serve as your calling card when approaching show organizers.

Booking Your First Show

The moment you've been waiting for has arrived! Now it's time to book your first show and let the world experience your incredible talent. Follow these steps to increase your chances of securing a performance opportunity:

1. Research Suitable Venues

Identify venues that align with your artistic style and target audience. Look for places that regularly host shows or events similar to the one you envision yourself performing in. Browse online listings, local newspapers, and consult fellow performers to uncover hidden gems.

2. Network, Network, Network

Networking is key to breaking into the entertainment industry. Attend industry events, join artist associations or guilds, and connect with fellow performers and organizers. Establishing genuine relationships with industry insiders can lead to valuable recommendations and direct bookings.

3. Craft an Engaging Proposal

When approaching show organizers, it's important to capture their attention with a compelling proposal. Customize each proposal to suit the specific show and venue, highlighting how your performance will enhance their event. Include your portfolio and any notable achievements to showcase your credibility.

4. Leverage Online Platforms

Utilize the power of the internet to promote your talent and connect with show organizers. Create a professional website and leverage social media platforms to showcase your work and engage with your target audience. Online platforms can expand your reach and attract opportunities you may not have otherwise discovered.

The Art of the Audition

Congratulations! You've caught the attention of a show organizer who has invited you to audition. Here's how to make a lasting impression:

1. Prepare Thoroughly

Rehearse your performance pieces until they're flawless. Familiarize yourself with the audition requirements and guidelines provided by the organizer, ensuring you meet their expectations. Conduct a mock audition with friends or mentors to gain valuable feedback, and make any necessary improvements.

2. Embrace Confidence

Approach the audition with confidence and self-belief. Showcase your unique style and bring your authentic self to the stage. Remember, this is your chance to shine, so let your passion and charisma captivate the audition panel.

3. Accept and Learn from Feedback

Feedback is an integral part of your growth as a performer. Embrace constructive criticism and use it as an opportunity to refine your craft. Show the organizers your ability to adapt and improve based on their feedback, as this demonstrates a commitment to growth and development.

Seize the Spotlight – It's Showtime!

After successfully navigating the audition process, it's time to prepare for your first live performance! Here's how to make it an unforgettable experience:

1. Polish Your Act

Refine your performance by fine-tuning every aspect. Pay attention to details such as stage presence, costume, lighting, and sound. Rehearse intensively to ensure a flawless execution that captivates your audience.

2. Promote Your Show

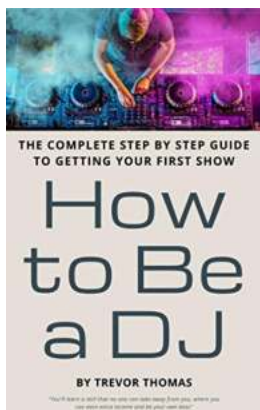
Utilize both traditional and digital marketing strategies to create buzz around your performance. Leverage social media platforms, distribute flyers, reach out to local media outlets, and collaborate with other artists to expand your reach. A well-promoted show can attract larger audiences and potential industry opportunities.

3. Embrace the Experience

Embrace the nerves and excitement that come with performing in front of a live audience. Allow yourself to be fully present in the moment and connect with your audience on a deep level. Remember, this is the culmination of all your hard work and dedication, so savor every second of it.

Your Journey Starts Here

Congratulations on taking the first step towards getting your first show! This guide has equipped you with the essential insights and strategies to navigate the complex world of entertainment. Remember, the road to success may not always be easy, but with passion, perseverance, and a solid plan, your dreams can become a reality. So, go out there, captivate the world with your talent, and let your journey unfold!



How to Be a DJ: The Complete Step by Step Guide to Getting Your First Show

by Trevor Thomas (Kindle Edition)

★★★★☆ 4.1 out of 5

Language : English
File size : 2222 KB
Text-to-Speech : Enabled
Screen Reader : Supported
Enhanced typesetting : Enabled
Word Wise : Enabled
Print length : 40 pages
Lending : Enabled



Start Your Lucrative Career as a DJ Today!

How Would You Like To...

- Be your own boss?
- Make hundreds of \$\$\$ for just a few hours of your time?
- Get into a fun, fulfilling job that is always in constant demand?
- Then it's time you learn how to become a DJ!

In *How to Be a DJ*, Trevor Thomas takes your hand and guides you through the entire process of becoming a professional, highly sought after DJ. He starts out with the exact equipment and software needed to get off the ground.

From there, he teaches you multiple ways to obtain shows, including one completely free method which many DJ's have no idea exists! After that, Trevor goes over how to accept payments, and the proper way to DJ the day of the event.

Everything from A-Z is included in this book on how to become a DJ! Trevor even gives you his personal e-mail address if you have any questions after you get started.


As a FREE bonus, only for book buyers, you will receive two special templates to help you get started. These include Trevor's event template and invoice template.

The event template is used to get a feel of what the customer is looking for at their event. It includes music choices, announcement requests, and any additional comments your customer may have for you.

The invoice template is used right after a customer books you for a show, in which case you can lock in the gig and accept payment.

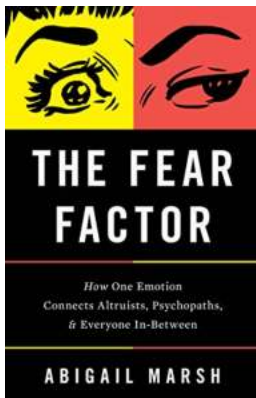
Both of these templates are not available to the general public, or anywhere else. They exist solely as a "thank you" to buyers of this book!

If you ever wanted to become a DJ, now is your chance! Click the BUY NOW button at the top of this page, and start your lucrative career as a professional DJ today!




What Is Shame And How Can We Break Its Hold

Shame, a complex and powerful emotion, can have a profound impact on our mental and emotional well-being. It can be described as a painful feeling arising from the awareness...



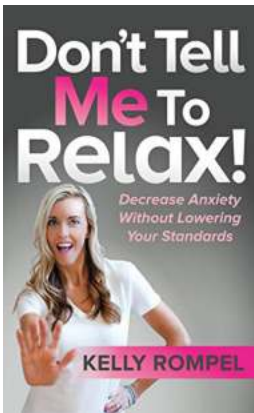
How One Emotion Connects Altruists, Psychopaths, and Everyone In Between

Emotions play a central role in shaping our lives. They guide our decisions, influence our relationships, and determine our overall experiences. One...




Unveiling the Secrets of the Mind: Freud Psychoanalysis And Symbolism Agnes Petocz

Have you ever wondered what lies beneath the surface of human thoughts and behavior? How do our dreams reflect our hidden desires? Can symbols hold the key to unraveling the...




Decrease Anxiety Without Lowering Your Standards

Anxiety is a common condition that affects millions of people worldwide. It is a feeling of unease, worry, and fear that can have a significant impact on our...




The Bird Road: Exploring Miami's Vibrant Strip

As you drive along the bustling streets of Miami, you may come across a road that stands out amongst the rest. Welcome to The Bird Road, a vibrant strip known for its rich...




Quick Reference Guide To Researching, Writing, And Citing References Using The

Are you tired of spending endless hours trying to find reliable sources for your research papers? Do you struggle with properly citing your references? Look no further! In...



Antiracism And Universal Design For Learning: Creating Inclusive Educational Spaces

Education plays a pivotal role in shaping the society we live in, and it is essential that educational spaces are inclusive and equitable for all students. The concepts of...



Unlocking Success: Discover Your Blind Spots And Stop Overlooking Simple Wins

Have you ever felt stuck in your personal or professional life, unable to achieve the level of success you desire? You've put in the hard work and effort, yet...