

The Secrets To Nail Your Phone Interview And Get The Job You Want



Phone interviews have become increasingly popular in today's job market, allowing employers to screen candidates before inviting them for in-person interviews. While phone interviews provide the convenience of being conducted from the comfort of your home, they also present unique challenges. Mastering the art of phone interviews is crucial to progressing to the next stage in the job application process. In this article, we will reveal the secrets to nail your phone interview and land the job you desire.

1. Preparation is Key



Ready For The Phone Interview: The Secrets To Nail Your Phone Interview And Get The Job You Want: Way To Research A Company Before The Call by Roy Archibald Hall (Kindle Edition)

★★★★☆ 4.2 out of 5

- Language : English
- File size : 5106 KB
- Text-to-Speech : Enabled
- Screen Reader : Supported
- Enhanced typesetting : Enabled
- Print length : 274 pages
- Lending : Enabled



The first step to acing your phone interview is thorough preparation. Treat it as you would an in-person interview. Research the company, understand the role you are applying for, and familiarize yourself with the job description. Take notes on key points you want to emphasize during the conversation.

Additionally, compile a list of potential questions you may be asked, and rehearse your responses. This will help you feel more confident and avoid stuttering or long pauses.

2. Set the Stage



Create an ideal environment for your phone interview. Find a quiet and comfortable space where you can focus without distractions. Ensure you have a strong cellular signal or use a landline to minimize the risk of call drops or poor

reception. Remove any potential sources of interruptions, such as pets or noisy roommates.

Have a copy of your resume, cover letter, and any other relevant documents in front of you for reference. Having this information readily available will allow you to answer questions with accuracy and confidence.

3. Speaking with Clarity



Speaking clearly and concisely is essential during a phone interview. Enunciate your words and vary your tone to show enthusiasm and engagement. Avoid using filler words or jargon that might confuse the interviewer.

Remember to pace yourself and speak at a reasonable speed. Take a moment to comprehend each question before responding, and ensure that your answers directly address the interviewer's inquiry.

4. Body Language Matters



Although your interviewer cannot see you, your body language still plays a role in how you project yourself. Sitting or standing up straight can help you feel more confident and energetic, which translates into your voice. Smiling while talking can also enhance your tone, making you sound friendlier and more approachable.

5. Active Listening



Demonstrating active listening is crucial during a phone interview. Show genuine interest by nodding or providing verbal cues like "Hmm" or "I see." By actively listening, you can comprehend the question better and tailor your response accordingly.

Make sure to avoid interrupting the interviewer and let them finish speaking before responding. This demonstrates respect and attention to detail, increasing your chances of leaving a positive impression.

6. Closing on a High Note

Sample Email Thank-You Letter for Interview

Subject line: Thank you—assistant account executive interview

Dear Mr./Ms. Last Name,

It was very enjoyable to speak with you today about the assistant account executive position at the Smith Agency. The job seems to be an excellent match for my skills and interests. The creative approach to account management that you described confirmed my desire to work with you.

In addition to my enthusiasm, I will bring to the position strong writing skills, assertiveness, and the ability to encourage others to work cooperatively with the department.

I appreciate the time you took to interview me. I am very interested in working for you and look forward to hearing from you regarding this position.

Sincerely,

Your Name

Address

Phone Number

Email Address

As the phone interview comes to an end, express gratitude to the interviewer for their time and consideration. Ask about the next steps in the hiring process if they haven't already mentioned them. Furthermore, inquire about the best way to follow up, as it shows your eagerness and professionalism.

Make sure to send a thank-you email or note within 24 hours of the phone interview, reiterating your interest in the position and highlighting any key points you discussed.

Phone interviews may seem intimidating, but with the right preparation and strategies, you can excel and secure the job you desire. Remember to thoroughly research the company, set up a conducive environment, speak with clarity,

display positive body language, practice active listening, and finish the interview on a high note. By incorporating these secrets into your phone interview preparations, you can confidently navigate this crucial stage and increase your chances of success.



Ready For The Phone Interview: The Secrets To Nail Your Phone Interview And Get The Job You Want: Way To Research A Company Before The Call by Roy Archibald Hall (Kindle Edition)

★★★★☆ 4.2 out of 5

Language : English
File size : 5106 KB
Text-to-Speech : Enabled
Screen Reader : Supported
Enhanced typesetting : Enabled
Print length : 274 pages
Lending : Enabled



Is it your first time to get an interview through a phone, and you absolutely don't know what to do to prepare for it? Don't worry, this book can help you.

This book will show you how to:

- Control the timing and pace of the interview to allow you to be prepared
- How to research the company and be prepared
- How to avoid the common mistakes candidates make on phone interviews
- How to stay focused calm and truly listen during the call
- How to answer the most common interview questions
- How to make sure you are in the right mindset before interviewing
- How to answer the real question being asked by the interviewer

- The best way to research a company before the call

And much more!



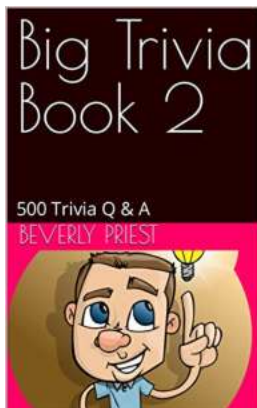
The Secrets To Nail Your Phone Interview And Get The Job You Want

Phone interviews have become increasingly popular in today's job market, allowing employers to screen candidates before inviting them for in-person...



50 Things To Know About Becoming a Doctor

If you have ever dreamt of becoming a doctor, you have come to the right place. This article will provide you with an extensive list of 50 things to know about pursuing a...




Discover the Mind-Boggling World of Big Trivia 500 Trivia: Are You Up for the Ultimate Challenge?

Are you a trivia fanatic searching for the ultimate trivia experience? Look no further because Big Trivia 500 Trivia is here to blow your mind! Prepare yourself to dive into...




She Can Heal Susan Marth - A Remarkable Journey of Transformation

When life takes unforeseen turns, it can often be overwhelming and test our strength in unimaginable ways. Susan Marth, a strong-willed woman, experienced such a...




As Long As You Can See The Clock, You're Okay

Time is an invaluable resource that everyone possesses. It is a constant companion, ticking away relentlessly, reminding us of the passing moments. The clock's hands...




The Essays Selection Penguin Classics: Discovering the Captivating World of Literary Musings

Essays have long held a prominent place in the world of literature. These unique compositions allow writers to explore a wide range of topics, express their thoughts...



The Ultimate Program To Ignite Your Passion And Activate Your Potential!

Are you feeling stuck in your life and lacking the motivation to pursue your dreams? Do you find yourself daydreaming about a more fulfilling career or a passionate hobby?...



Protecting Michael Jackson In His Final Days - The Untold Story

In the realm of music, very few names command as much influence and love as the late King of Pop, Michael Jackson. His contributions to the world of...