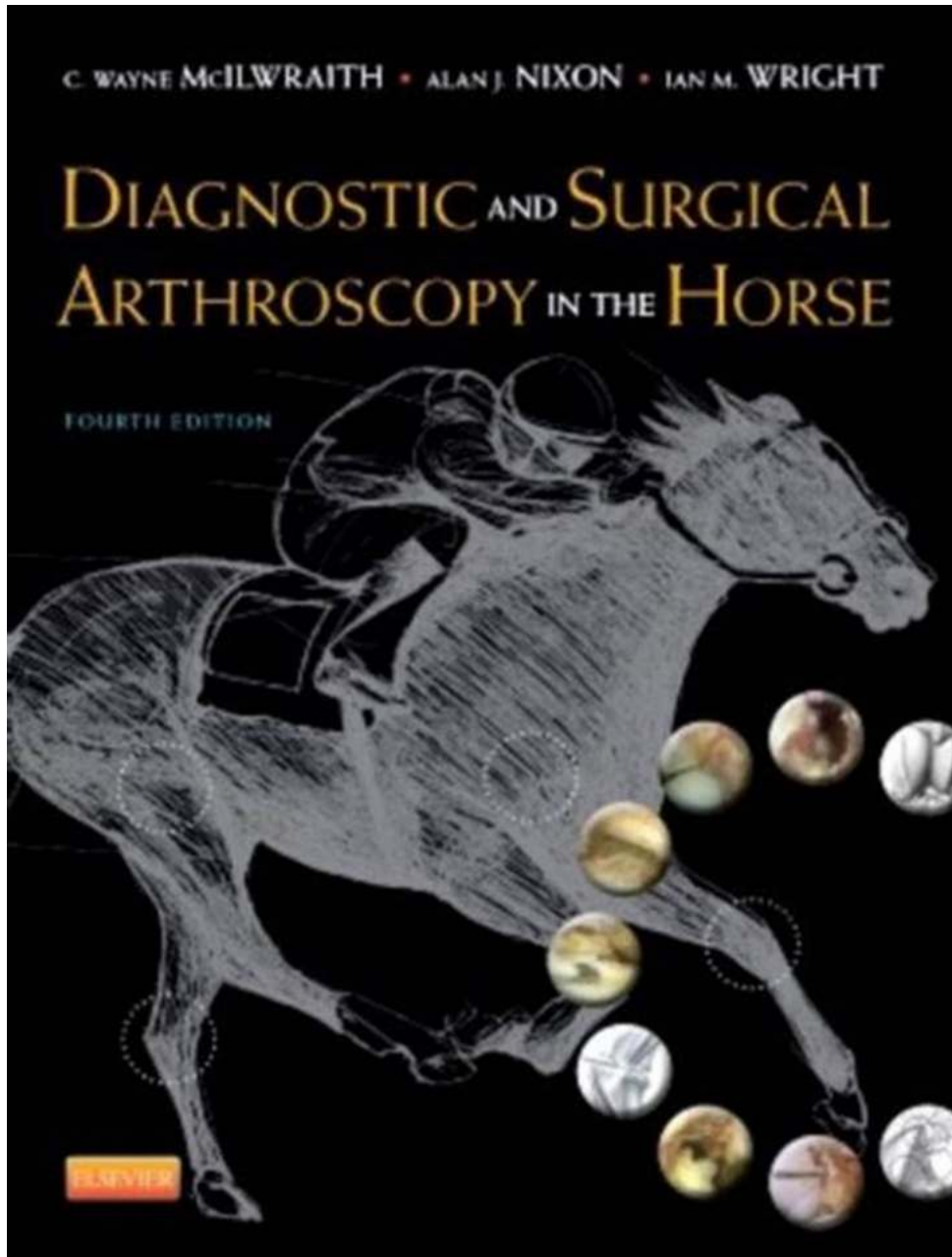


# The Magic of Diagnostic And Surgical Arthroscopy in Horses - Unlocking the Doors to Equine Health

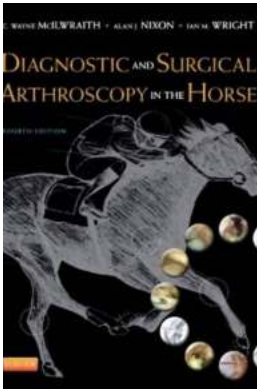


Arthroscopy, a minimally invasive surgical technique, has revolutionized the diagnostic and therapeutic practices in the equine world. By providing an

unmatched view into the inner workings of a horse's joints, this procedure enables veterinarians to diagnose and treat various joint-related conditions efficiently.

## Understanding Arthroscopy

Arthroscopy involves the insertion of a tiny camera called an arthroscope into a horse's joint, usually through two small incisions. The arthroscope projects live video feed onto a screen, allowing veterinarians to examine the joint with great precision. This technology has transformed the way joint issues are diagnosed and managed in horses.



## Diagnostic and Surgical Arthroscopy in the Horse

by C. Wayne McIlwraith (4th Edition, Kindle Edition)

★★★★☆ 4.6 out of 5

Language : English

File size : 118539 KB

Text-to-Speech : Enabled

Print length : 439 pages



The use of arthroscopy dates back to the late 1970s when it was initially used in humans. Soon after, equine practitioners adopted this technique, paving the way for new advancements in equine healthcare. Today, it has become a routine procedure for investigating joint problems, providing accurate diagnoses, and guiding surgical interventions.

## Diagnostic Arthroscopy

Diagnostic arthroscopy plays a pivotal role in understanding joint-related issues in horses. It allows veterinarians to assess the condition of the joint, evaluate articular cartilage, and identify any injuries or abnormalities. This procedure aids in the diagnosis of conditions such as osteochondritis dissecans (OCD), joint infections, synovial-related problems, and ligament tears.

The use of diagnostic arthroscopy in horses has brought tremendous advantages compared to traditional diagnostic methods. Previously, veterinarians relied on radiographs, ultrasounds, and palpation to assess joint problems. While these techniques provided valuable insights, they often lacked the detailed information required for accurate diagnoses. Arthroscopy, on the other hand, offers remarkable clarity and precision, helping veterinarians make informed decisions regarding treatment and further management.

## **Surgical Arthroscopy**

When it comes to treating joint conditions in horses, surgical arthroscopy has proven to be highly effective. This technique allows veterinarians to perform minimally invasive surgeries within the joint, reducing the risks of complications and promoting faster recoveries. Surgical arthroscopy is commonly employed to address conditions such as joint soft tissue injuries, removal of bone fragments, treatment of osteoarthritis, and joint debridement.

During a surgical arthroscopy, specialized surgical instruments are inserted through additional small incisions alongside the arthroscope. These instruments enable veterinarians to carry out precise procedures within the joint, such as removing damaged cartilage or repairing ligament tears. This targeted approach minimizes trauma to the surrounding tissues and accelerates the healing process.

## **Reaping the Benefits**

The of arthroscopy in equine medicine has revolutionized the way joint-related issues are diagnosed and treated. Its benefits include:

1. **Accurate Diagnosis:** The high-definition imaging provided by arthroscopy allows veterinarians to identify and understand joint problems with exceptional clarity, leading to more accurate diagnoses.

2. **Minimally Invasive:** Compared to traditional open surgeries, arthroscopy requires smaller incisions and causes less trauma to the horse. This reduces pain, minimizes scarring, and speeds up the recovery process.

3. **Precise Intervention:** Surgical arthroscopy enables veterinarians to perform targeted procedures within the joint, addressing specific issues effectively while safeguarding surrounding structures.

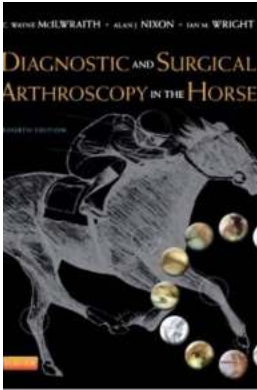
4. **Improved Rehabilitation:** By minimizing tissue damage and trauma, arthroscopy facilitates quicker rehabilitation and return to normal activities.

## **Innovations in Arthroscopy**

Over the years, arthroscopic techniques and equipment have continued to evolve, further enhancing the realm of equine joint care. New advancements include the development of smaller, more flexible cameras, improved lighting systems, enhanced fluid management, and advanced surgical instruments. These innovations have made arthroscopy even more versatile and reliable, expanding its potential applications and success rates.

The future of diagnostic and surgical arthroscopy in the horse looks promising. Ongoing research and collaboration between veterinary professionals and engineers aim to continuously improve the tools and techniques available, ensuring optimal outcomes for horses suffering from joint-related issues.

Diagnostic and surgical arthroscopy in horses is truly a testament to how medical advancements can transform lives, equine included. By unlocking the doors to equine health, this procedure has opened up exciting possibilities for veterinarians and horse owners alike, bringing us one step closer to a world where joint problems no longer limit the potential of these majestic creatures.



## Diagnostic and Surgical Arthroscopy in the Horse

by C. Wayne McIlwraith (4th Edition, Kindle Edition)

★★★★☆ 4.6 out of 5

Language : English

File size : 118539 KB

Text-to-Speech : Enabled

Print length : 439 pages




From the worldwide leader in equine surgery, Wayne McIlwraith, comes the new fourth edition of Diagnostic and Surgical Arthroscopy in the Horse. Completely revised and expanded, this comprehensive atlas covers all the need-to-know information within equine arthroscopy: instrumentation, general techniques, carpal joints, metacarpal and metatarsophalangeal joints, and tarsocrural joints. All the advances that have taken place in the field over the last decade are covered, particularly in the areas of postoperative management and rehabilitation. This trusted reference also provides an in-depth view of surgical procedures with new high-definition diagnostic and surgical arthroscopic images, as well as radiographs and composite illustrations. There is no better way to learn and master equine surgical procedures!

- Diagnostic images with side-by-side radiographs and illustrations offer multiple points of view and directional guidance on surgical procedures.
- Expert authorship features helpful insights and expertise from the worldwide leader and speaker on equine arthroscopy, Wayne McIlwraith.
- Specially commissioned artwork clearly illustrates local anatomy and key stages of surgical procedures.
- Coverage of choice, use, and maintenance of equipment provides a basic understanding of arthroscopic technique and reasoning behind various practices.
- Content dedicated to diagnostic and surgical arthroscopy of the horse provides authoritative, comprehensive information on this specialized subject.
- NEW! Updated high-definition images provide a crystal clear view of surgical procedures from multiple views.
- NEW! Companion website features 48 high-resolution digital videos that link back to the textbook for a vivid demonstration of surgical techniques.
- NEW! Expanded content ensures you are up to date on the latest developments in the field — particularly in the areas of tenoscopy, bursoscopy, and arthroscopic methods for cartilage repair.
- NEW! Chapter on postoperative management, adjunctive therapies, and rehabilitation procedures keeps you abreast of best practices when it comes to taking care of the horse post-operation.




## Equitation Science: Revolutionizing the Equestrian World with Wayne Mcilwraith

Equitation Science, a relatively new field within equestrian studies, has been rapidly gaining traction in recent years. This discipline focuses on understanding and improving...




## Welcome to the Zombie Hotel Sterling

Have you ever wondered what it would be like to stay at a hotel inhabited by the undead? Well, look no further because the Zombie Hotel Sterling is here to provide you...



## Come Back To Me Love Across Time - A Timeless Romance

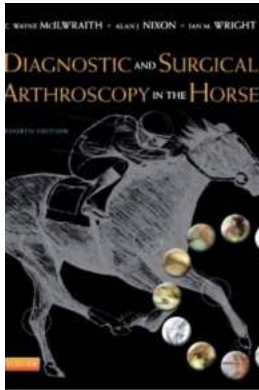
Love is a feeling that transcends time and space. There have been countless stories and movies that revolve around the concept of love spanning across different periods....



## Understanding And Overcoming Depression In Black Men

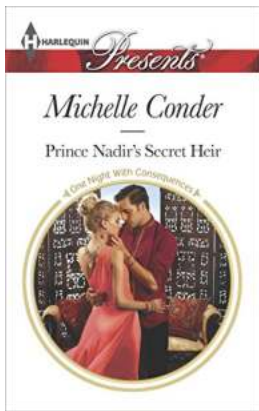
The Silent Battle: Depression in Black Men Depression is a serious mental health condition affecting millions of people worldwide. However, the impact of...






## The Magic of Diagnostic And Surgical Arthroscopy in Horses - Unlocking the Doors to Equine Health

Arthroscopy, a minimally invasive surgical technique, has revolutionized the diagnostic and therapeutic practices in the equine world. By providing an unmatched view into...



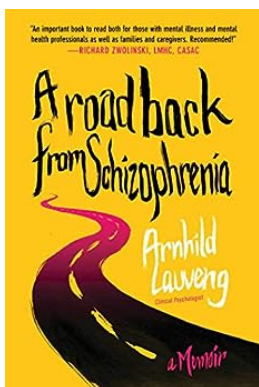
## Prince Nadir: The Secret Heir Revealed

Once upon a time in a splendid kingdom far away, a secret was buried within the walls of a regal palace. Little did the world know about the extraordinary lineage of Prince...



## Unlocking the Secrets of Nuclear Cardiology: A Revolutionary Breakthrough in Cardiovascular Medicine

The field of cardiovascular medicine has witnessed remarkable advancements over the years. Among these developments, nuclear cardiology stands out as a game-changer in...



## Road Back From Schizophrenia Memoir: A Journey of Hope and Resilience

Schizophrenia is a mental disorder that affects millions of individuals worldwide. It is often depicted in movies and mainstream media, but very few people...



