

# The Complete Guide To The Art Of Hard Scaping

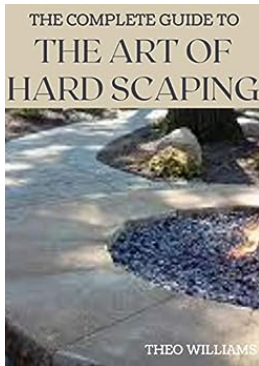


Are you looking to elevate the aesthetic appeal of your outdoor space? Do you want to create a harmonious blend of nature and design? Then, hard scaping may be the answer you've been searching for.

## **Understanding Hard Scaping**

Hard scaping refers to the process of incorporating non-living elements into your outdoor landscape design. These can include materials such as rocks, stones,

bricks, wood, concrete, and more. By strategically placing these materials, you can transform your backyard into a stunning oasis.



## THE COMPLETE GUIDE TO THE ART OF HARD SCAPING : A Straight-forward Guide To Landscaping Using Stones And Concrete Mix

by Amitabh Satyam (Kindle Edition)

★★★★☆ 4.5 out of 5

Language : English

File size : 208 KB

Text-to-Speech : Enabled

Screen Reader : Supported

Enhanced typesetting : Enabled

Print length : 48 pages

Lending : Enabled



### Why Choose Hard Scaping?

There are numerous reasons why hard scaping has gained popularity among homeowners, and here are a few:

- **Enhanced aesthetics:** Hard scaping adds structure and visual interest to your landscape, creating a pleasing and inviting environment.
- **Low maintenance:** Unlike traditional gardens, hard scaped areas require minimal upkeep, saving you time and effort.
- **Sustainability:** Hard scaping allows for proper drainage, reducing erosion and water runoff, while also conserving water.
- **Increased property value:** A well-designed hard scaped area can significantly boost your property value, making it a worthwhile investment.

## Essential Elements of Hard Scaping

To create a cohesive and visually pleasing hard scaped area, it is essential to consider the following elements:

1. **Walkways and paths:** Strategically placed paths can guide visitors through your outdoor space, creating flow and accessibility.
2. **Patio or seating area:** Build a comfortable gathering spot for family and friends to enjoy outdoor meals, conversations, or simply relax.
3. **Water features:** Incorporate elements like fountains, ponds, or waterfalls to add tranquility and ambiance to your landscape.
4. **Retaining walls:** These structures provide both functionality and beauty. They can be used to level the ground, create separate garden beds, or even serve as seating areas.
5. **Outdoor lighting:** Illuminate your hard scaped area with carefully selected lights to create a magical ambiance during evening gatherings and events.

## The Design Process

To achieve the desired result with your hard scaping project, it is crucial to follow a thoughtful design process. Here are the key steps to consider:

### Step 1: Assess and Plan

Begin by evaluating your outdoor space and identifying your goals. Consider the size of the area, existing features, and any specific elements you wish to include. Sketch a rough design and make a list of required materials.

### Step 2: Select Materials

Choose materials that complement your overall landscape design and character. Take into account the color, texture, and durability of each material. Consulting with a professional can help you make informed decisions.

### **Step 3: Prepare the Site**

Clear the area and ensure a solid foundation for the hard scaped elements. This may involve removing existing grass or plants, leveling the ground, or adding a moisture barrier.

### **Step 4: Installation**

Follow the design plan and start installing the hardscape elements. Pay attention to proper spacing, alignment, and stability of each component. Use gravel or sand to fill gaps and set the materials securely.

### **Step 5: Finishing Touches**

Add the final touches, such as decorative accents, plants, or mulch. Ensure that everything is clean, well-maintained, and perfectly integrated into the overall design.

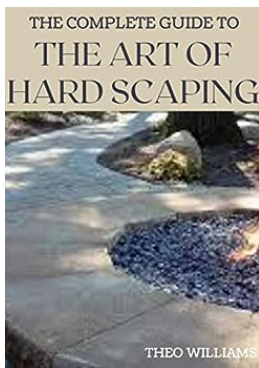
## **Maintaining Your Hard Scaped Area**

Once your hard scaped area is complete, regular maintenance is vital to preserve its beauty and functionality. Here are some key tips:

- Clean the surfaces periodically to prevent the buildup of debris or dirt.
- Trim and prune the plants in the area to maintain a neat appearance.
- Inspect the elements for any signs of damage or wear, and promptly address any issues.
- Check the drainage system regularly to ensure proper functionality.

- Apply appropriate sealants or coatings to protect the materials from weathering or staining.

With its ability to enhance the aesthetics of your outdoor space and provide a low-maintenance alternative to traditional gardening, hard scaping is an art that should not be overlooked. By incorporating the right elements and following a thoughtful design process, you can create a picturesque oasis that complements your lifestyle and adds value to your property. So, embrace the art of hard scaping and transform your backyard into a breathtaking retreat!



## **THE COMPLETE GUIDE TO THE ART OF HARD SCAPING : A Straight-forward Guide To Landscaping Using Stones And Concrete Mix**

by Amitabh Satyam (Kindle Edition)

★★★★☆ 4.5 out of 5

Language : English

File size : 208 KB

Text-to-Speech : Enabled

Screen Reader : Supported

Enhanced typesetting : Enabled

Print length : 48 pages

Lending : Enabled



Landscape Architects and others in the field of landscape design often use the terms “softscape” and “hardscape” to distinguish between plants (soft) and rock or soil work and all the other “hard” elements of landscaping. A simple definition of “hardscape” is anything in the landscape that is not plantings, soils, or earth works.

At first thought, it might seem counterintuitive to think of ‘hard’scaping as a


wanted element in an environment designers often take great pains to keep natural and soft. So, why would this seemingly contradictory intrusion into the world of soft and floral be a critical part of any landscape design?

Hardscaping provides many added benefits beyond what plant and soil materials can accomplish on their own. Here are just a few of those reasons: Hardscaping areas provide contrast and added visual interest to planted spaces

They provide designated areas for user activities within the garden spaces, such as reading, gathering, eating, or relaxing


Hardscape elements are the most efficient materials to use to create accessibility within your natural spaces. Paths made of stone, brick, or compacted gravel provide a better walking or running surface than those made of organic materials such as hardwood mulch

Since hardscape materials are natural but inorganic they generally require much less long term maintenance and resources such as fertilizer and water.



## **The Revolution of the 21st Century: Unveiling the Power of Technology and Innovation**


The 21st century has transformed the world in unprecedented ways, witnessing a revolution that surpasses all previous eras of human history. This revolution, fueled by...



## **Leverage People's Ancient Instincts to Control Their Behavior and Get Them to Do**

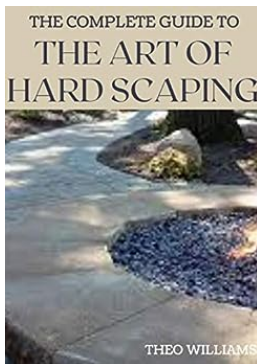
Humans have always been influenced by their instincts. From the early days of survival to the modern era, these instincts have played a significant role in shaping our...





## The Healing Power Of Emotion

Emotions are an integral part of the human experience. They shape our thoughts, actions, and interactions with others. While some may see emotions as volatile and...




## The Complete Guide To The Art Of Hard Scaping

Are you looking to elevate the aesthetic appeal of your outdoor space? Do you want to create a harmonious blend of nature and design? Then, hard scaping may be...




## Home Security: How to Increase Your Surveillance

When it comes to ensuring the safety and protection of your home, having a robust surveillance system is crucial. With advancements in technology, there are numerous...




## The Long Goodbye Memoir: A Heartfelt Tale of Love and Letting Go

Have you ever experienced the bittersweet journey of saying goodbye to a loved one? The Long Goodbye Memoir beautifully captures this universal experience in a remarkable...



## Unleash Your Creative Potential with "Think Like An Innovator" Epub Ebook

Are you tired of living life on autopilot? Do you want to break free from the ordinary and think outside the box? If so, then "Think Like An Innovator" is the perfect guide...



## Discover the Revolutionary Impact of Free Jazz in the Sixties on American Culture, the Arts, and Intellectual Life

During the 1960s, a thrilling and groundbreaking musical movement known as free jazz emerged in the United States. Its avant-garde improvisational style...