

# The Best Of Table Assembly With Wood: Create Your Dream Table

Are you tired of browsing furniture stores trying to find the perfect table? Look no further! In this article, we will guide you through the world of table assembly with wood, helping you create your dream table right at home.

## Why Choose Wood for Table Assembly?

Wood has been a preferred material for furniture construction for centuries, and for good reason. It's a timeless material that adds warmth and elegance to any space. When it comes to tables, wood offers durability, versatility, and a natural beauty that sets it apart from other materials. Whether you're going for a rustic, traditional, or modern look, wood can be adapted to suit any style.

## The Best Wood for Table Assembly

Choosing the right type of wood is crucial for a successful table assembly. Different woods have different characteristics, so it's important to understand their strengths and weaknesses. Some popular choices for table assembly include:



## The Best of Table Assembly With Wood

by Brian Cagneey (Kindle Edition)

★★★★★ 5 out of 5

Language	: English
File size	: 14515 KB
Text-to-Speech	: Enabled
Screen Reader	: Supported
Enhanced typesetting	: Enabled
Print length	: 10 pages
Lending	: Enabled



- **Oak:** Known for its strength and durability, oak is a classic choice for tables. It has a prominent grain pattern that adds character to any piece.
- **Maple:** With its light color and smooth texture, maple is often chosen for contemporary tables. It's also highly resistant to damage, making it a practical choice.
- **Walnut:** Walnut is highly esteemed for its rich, dark color and beautiful grain pattern. It's often used for more luxurious and traditional-style tables.
- **Cherry:** Cherry wood has a warm, reddish-brown hue that deepens with age, giving your table a timeless appeal.

No matter which wood you choose, ensure that it's properly sourced and ethically harvested.

## Tools and Materials Needed

Before you can start assembling your table, you'll need to gather the necessary tools and materials:

- Wooden planks or boards
- Screws or nails
- Wood glue
- Measuring tape
- Power drill or screwdriver
- Saw

- Sandpaper
- Clamps
- Wood stain or finish
- Paintbrush

Once you have everything ready, it's time to start building!

## **Step-by-Step Guide for Table Assembly**

Follow these steps to assemble your table:

1. Measure and cut the wooden planks or boards according to your desired table dimensions.
2. Sand the edges and surfaces of the planks to ensure a smooth finish.
3. Apply wood stain or finish to protect the wood and enhance its natural beauty.
4. Using clamps, join the planks together to form the tabletop. Make sure the joints are secure.
5. Attach legs to the tabletop using screws or nails. Ensure they are aligned properly and stable.
6. Allow the table to dry completely before using it.

## **Customization and Finishing Touches**

One of the advantages of assembling your own table is the freedom to customize it according to your preferences. You can add additional features such as drawers, shelves, or decorative elements. Get creative and personalize your table to suit your style and needs.

Additionally, consider adding protective pads to the bottom of the legs to prevent scratching on the floor. This will ensure your table not only looks great but also performs well in the long run.

## Caring for Your Wood Table

To keep your wood table in top condition, follow these maintenance tips:

- Regularly dust the table using a soft cloth or feather duster to prevent the buildup of dirt and dust.
- Use coasters and placemats to protect the surface from heat, spills, and scratches.
- Apply wood polish or conditioner periodically to maintain the wood's natural shine.
- Keep the table away from direct sunlight and extreme temperatures to prevent warping or fading.

With proper care, your wood table will become a cherished piece in your home for years to come.

Table assembly with wood offers a world of possibilities. By choosing the right wood and following the proper assembly techniques, you can create a table that perfectly matches your style and meets your functional needs. Embrace the beauty and warmth of wood and start building your dream table today!

### The Best of Table Assembly With Wood

by Brian Cagneey (Kindle Edition)

★★★★★ 5 out of 5

Language : English

File size : 14515 KB

Text-to-Speech : Enabled



Screen Reader : Supported  
Enhanced typesetting: Enabled  
Print length : 10 pages  
Lending : Enabled




Epoxy sap stream tables can be shocking things of beauty. Adding NeoPixels and a Circuit Playground give this table an additional an exceptional aspect, its delicate beating shine occupies a room with magnificence and makes each dinner into a magnum opus. It was not a simple form! The hardware are genuinely basic and clear, yet the carpentry and bigger scope gum pouring was a new area for me, and I committed a great deal of errors (yet I sure gleaned tons of useful knowledge!) I couldn't imagine anything better than to see an accomplished carpenter take this thought and go for it!




## **This Is Our Full Architectural Set Of Concept Plans Sizes In Metric And Feet - All You Need to Know!**

Gearing up to build your dream house? Well, it's imperative to have a solid plan in place before you embark on the construction journey. Architectural concept plans act as a...



## The Chess Endgame Study: How to Master the Final Moves and Outsmart Your Opponent

The endgame in chess is often considered the most critical phase of the game. It is during these final moves that players must showcase their strategic thinking, tactical...



## Inside The Mind Of Btk - Unraveling the Dark Secrets of a Serial Killer

Discovering what goes on in the mind of a serial killer has always fascinated society. The chilling tales of their crimes, the calculated killings, and the self-amusement...



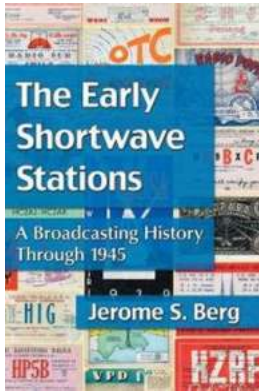
## The Best Of Table Assembly With Wood: Create Your Dream Table

Are you tired of browsing furniture stores trying to find the perfect table? Look no further! In this article, we will guide you through the world of table assembly with...




## The Wall, The Weights, and Pre-Pilates Exercises

The Benefits of Incorporating Walls and Weights into Pre-Pilates Exercises When it comes to fitness, we are always on the lookout for effective ways...




## The Fascinating Early Shortwave Stations Broadcasting History Through 1945

Shortwave radio broadcasting has a rich history that dates back to the early 20th century. From its humble beginnings, it has played a crucial role in global communication...



## 150 Easy And Delicious Recipes To Lose Weight And Feel Better Fast

Are you tired of going on restrictive diets that leave you feeling unsatisfied and hungry? It's time to switch things up and discover a world of easy and delicious recipes...



## Flow Cytometry First Principles - Unlocking the Secrets of Cellular Analysis

In the world of scientific research, understanding the intricacies of cellular analysis is crucial for making significant breakthroughs. One powerful technique that has...