

The Art of Design: Exploring Color and Composition in Photography


Photography is not just about capturing a moment, but also about creating visually appealing images that evoke emotions in the viewer. One of the key aspects of achieving this is through the skillful use of color and composition in your photographs. Understanding how to effectively utilize these elements can greatly enhance the impact and appeal of your images, turning an ordinary shot into a captivating work of art.

The Power of Color

Color has a profound impact on the mood and atmosphere of a photograph. By carefully selecting and manipulating colors, you have the potential to create images that evoke various emotions and convey specific messages.

Color Psychology

The first step in mastering color in photography is to understand color psychology. Different colors have different meanings and can elicit diverse emotional responses. For instance:



Learning to See Creatively, Third Edition: Design, Color, and Composition in Photography

by Bryan Peterson (Reprint Edition, Kindle Edition)

★★★★☆ 4.6 out of 5

Language : English

File size : 197814 KB

Text-to-Speech : Enabled

Screen Reader : Supported

Enhanced typesetting : Enabled

Print length : 293 pages



- Red symbolizes passion, energy, and excitement. It can create a sense of urgency and draw attention to certain elements in the frame.
- Blue represents tranquility, calmness, and trust. It is often used to create a soothing atmosphere in landscape or portrait photography.
- Yellow signifies happiness, joy, and optimism. It can bring a sense of warmth and vibrancy to your images.
- Green symbolizes nature, growth, and freshness. It is commonly used in nature and outdoor photography to evoke a sense of harmony and tranquility.
- Black represents mystery, elegance, and power. It can add a dramatic touch to your images and create a sense of depth.

Color Harmony

Once you understand the psychology of colors, the next step is to learn how to create color harmony within your photographs. Color harmony refers to the pleasing arrangement of colors that work well together.

One popular method of achieving color harmony is through the use of the color wheel. The color wheel is a circular chart that organizes colors according to their relationships with one another. By selecting colors that are adjacent or opposite to each other on the color wheel, you can create visually appealing and balanced compositions.

Complementary Colors

Complementary colors are hues that are opposite to each other on the color wheel. Combining these colors in a photograph creates a high contrast and

dynamic effect. For instance, if the main subject of your photograph is wearing a blue outfit, placing them against an orange or yellow background can make them stand out and grab the viewer's attention.

Analogous Colors

Analogous colors are colors that are next to each other on the color wheel. These colors create a harmonious and soothing effect in a photograph. Choosing a color scheme consisting of analogous colors can help create a sense of unity and serenity.

The Art of Composition

Composition is the arrangement of elements within a photograph. It is essential for creating visually pleasing and well-balanced images that draw the viewer's eye to the intended subject.

Rule of Thirds

The rule of thirds is a fundamental principle of composition. It involves dividing your frame into nine equal parts by drawing two vertical and two horizontal lines. The points where these lines intersect are known as the "power points."

By aligning your subject along these power points or along the lines themselves, you can create a more visually interesting and dynamic composition. Placing the horizon on one of the horizontal lines, for example, can add depth and balance to your landscape photographs.

Leading Lines

Leading lines are lines within a photograph that guide the viewer's eye towards the main subject or focal point. These lines can be actual elements in the scene or implied lines created by the arrangement of objects.

Utilizing leading lines can add a sense of depth and dimension to your images, as well as create a visual path for the viewer to follow. Examples of leading lines include roads, stairs, and fences.

Frame Within a Frame

Creating a frame within a frame is an effective technique to draw attention to your subject. By using elements such as archways, windows, or tree branches, you can frame your subject and add a sense of depth to the composition.

Negative Space

Negative space refers to the empty or unoccupied areas in a photograph. It can be used to create a sense of balance and focus the viewer's attention on the subject.

By consciously leaving empty space around your subject, you can create a minimalist and impactful composition. Negative space can also evoke a sense of calmness and tranquility in your photographs.


The Perfect Combination

When color and composition come together in harmony, the result is a visually stunning photograph that captivates the viewer. An understanding of color psychology, color harmony, and the principles of composition allows photographers to create images that go beyond mere documentation and convey emotions, tell stories, and leave a lasting impression.

In Summary

Mastering the art of design in photography involves skillfully incorporating color and composition into your images. By understanding the psychology of colors, creating color harmony, and utilizing the principles of composition, you can take

your photography to the next level. Remember, practice and experimentation are key to refining your skills and creating visually captivating photographs.



Learning to See Creatively, Third Edition: Design, Color, and Composition in Photography

by Bryan Peterson (Reprint Edition, Kindle Edition)

★★★★☆ 4.6 out of 5

Language : English

File size : 197814 KB

Text-to-Speech : Enabled

Screen Reader : Supported

Enhanced typesetting : Enabled


Print length : 293 pages



Completely revised and updated throughout, Bryan Peterson's classic guide to creativity helps photographers visualize their work, and the world, in a whole new light by developing their photographic vision.


Fully revised with all new photography, this best-selling guide takes a radical approach to creativity by explaining that it is not an inherent ability but a skill that can be learned and applied. Using inventive photos from his own stunning portfolio, author and veteran photographer Bryan Peterson deconstructs creativity for photographers. He details the basic techniques that go into not only taking a particular photo, but also provides insights on how to improve upon it--helping readers avoid the visual pitfalls and technical dead ends that can lead to dull, uninventive photographs.

This revised edition features a complete section on color as a design element and all new photographs to illustrate Peterson's points. Learning to See Creatively is the definitive reference for any photographer looking for a fresh perspective on their work.




Capture Stunning Photos with Bryan Peterson Exposure Solutions: The Ultimate Photography Guide

Are you an aspiring photographer looking to enhance your skills and capture breathtaking images? Look no further! In this article, we will explore Bryan Peterson Exposure...



Discover the Secrets Behind Captivating Color in Photography

The Importance of Color in Photography Color is an essential element in photography. It has the power to evoke emotions, create moods, and tell stories....




The Art of Design: Exploring Color and Composition in Photography

Photography is not just about capturing a moment, but also about creating visually appealing images that evoke emotions in the viewer. One of the key aspects of achieving...




Unveiling the Powerful Impact of Photography in Remembering the September 11th Spectacle Memory Trauma

The September 11th Tragedy - A Moment That Shook the World
September 11, 2001, is a date forever etched in the collective memory of humanity. The magnitude of the...




The Evolution of Television Portrayals: Critical Essays on 21st Century TV Shows

The 21st century has brought about remarkable advancements in technology, influencing various aspects of our lives, including television. Television shows have...




Signal Processing for Magnetic Resonance Imaging and Spectroscopy Signal

Magnetic Resonance Imaging (MRI) and Magnetic Resonance Spectroscopy (MRS) are two important techniques used in medical research and diagnosis. They provide valuable insights...



Experience the Enchantment of Haiku, Tanka, Alta, and Mabin Poetry

When it comes to captivating forms of poetry, few can rival the elegance and depth found in Haiku, Tanka, Alta, and Mabin compositions. These timeless literary art...



Social Development Relationships In Infancy Childhood And Adolescence

The Importance of Social Development in Early Stages of Life Social development is a fundamental aspect of human growth and overall...

learning to see creatively third edition design color and composition in photography