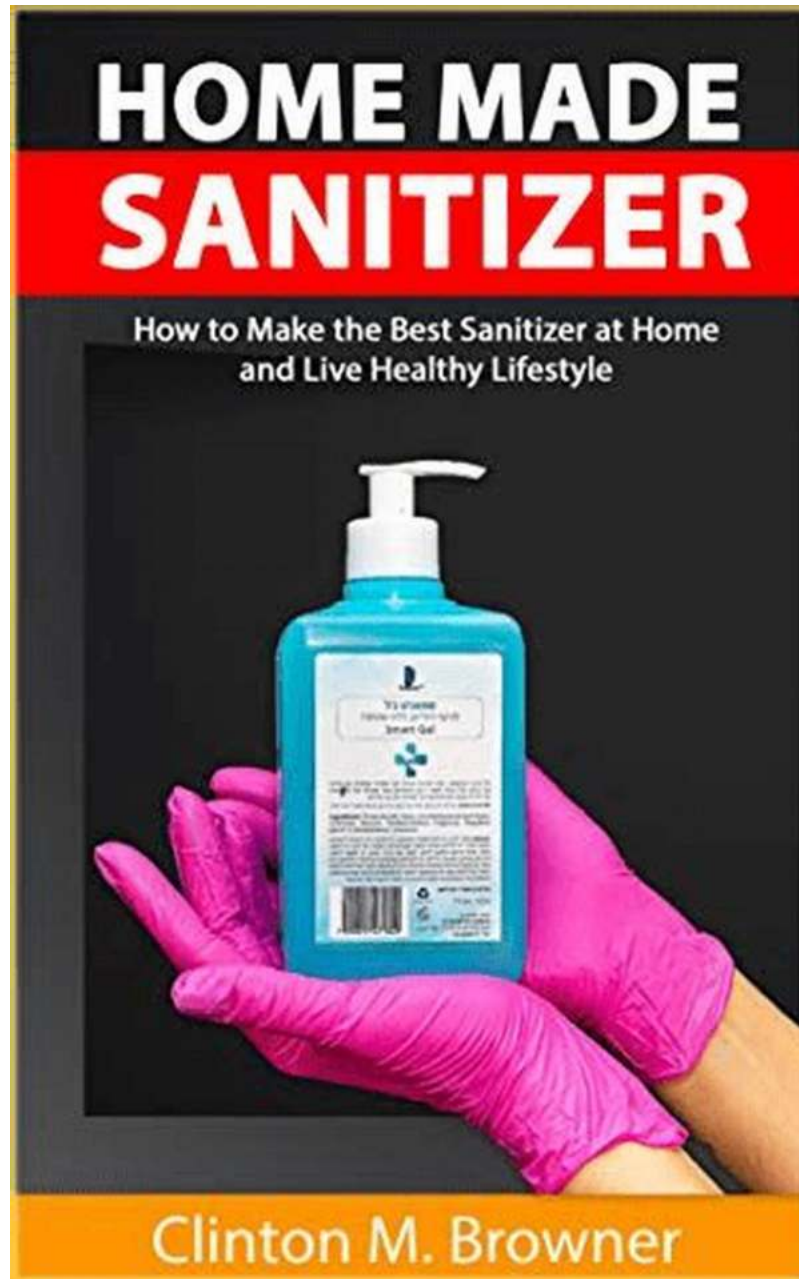


Step By Step Practical Guide To Make Anti Bacterial And Anti Viral Homemade

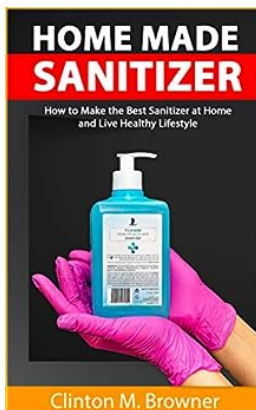


Welcome to our step-by-step practical guide on making your own anti-bacterial and anti-viral homemade products. With hygiene and cleanliness becoming increasingly important, especially in today's world, it's crucial to know how to protect yourself and your loved ones from harmful bacteria and viruses. By

following this guide, you'll be able to create effective homemade solutions to keep your living spaces and personal belongings safe and clean.

The Importance of Anti-Bacterial and Anti-Viral Products

In recent times, the world has witnessed the rapid spread of various infectious diseases. Bacteria and viruses pose a significant threat to human health, leading to illnesses ranging from common colds to life-threatening conditions. While commercial cleaning products are readily available, they often contain harmful chemicals that may have long-term negative effects on our health and the environment. Creating your own anti-bacterial and anti-viral products provides a safer and more natural alternative.



Homemade Hand Sanitizer: A Step by Step Practical Guide to make Anti-bacterial and Anti-Viral Homemade Hand Sanitizer Recipe

by Clinton M. Browner (Kindle Edition)

★★★★★ 5 out of 5

Language : English
File size : 1163 KB
Text-to-Speech : Enabled
Screen Reader : Supported
Enhanced typesetting : Enabled
Print length : 21 pages
Lending : Enabled



Gather the Necessary Ingredients and Tools

The first step in making your own anti-bacterial and anti-viral products is to gather the necessary ingredients and tools. Here are some commonly used ingredients:

1. White vinegar
2. Essential oils (such as tea tree oil, lavender oil, or eucalyptus oil)
3. Lemon juice
4. Baking soda
5. Hydrogen peroxide
6. Isopropyl alcohol
7. Spray bottles
8. Microfiber cloths
9. Mixing bowls

Recipes for Homemade Anti-Bacterial and Anti-Viral Products

Now that you have gathered your ingredients and tools, let's explore some simple and effective recipes for homemade anti-bacterial and anti-viral products:

1. All-Purpose Cleaner

Mix equal parts of white vinegar and water in a spray bottle. Add a few drops of your preferred essential oil for a pleasant fragrance. Shake the bottle well before each use. This all-purpose cleaner can be used on various surfaces including countertops, sinks, and floors to remove bacteria and viruses.

2. Disinfecting Wipes

In a container, mix 1 cup of water, 1/4 cup of isopropyl alcohol, and 1/4 cup of white vinegar. Cut paper towels into small squares and place them in the container. Seal the container tightly and let the paper towels soak up the liquid.

These homemade disinfecting wipes can be used to clean and sanitize frequently touched surfaces such as doorknobs, phones, and light switches.

3. Hand Sanitizer

In a bowl, combine 2/3 cup of isopropyl alcohol, 1/3 cup of aloe vera gel, and a few drops of your favorite essential oil. Mix well until the ingredients are fully blended. Pour the mixture into a small bottle with a pump or flip-top cap for easy use. This homemade hand sanitizer effectively kills germs and can be carried with you wherever you go.

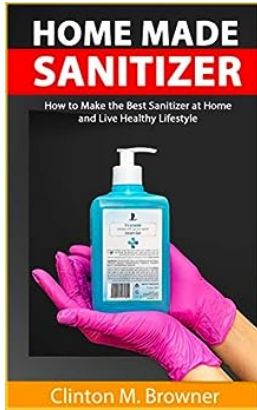
Precautions and Tips

While homemade anti-bacterial and anti-viral products can be beneficial, it's essential to keep in mind the following precautions and tips:

- Label your homemade products clearly and keep them out of reach of children.
- Always test the homemade products on a small inconspicuous area before using them on larger surfaces.
- Avoid mixing different cleaning agents together, as they may react and produce harmful fumes.
- Store your homemade products in a cool and dry place to maintain their effectiveness.
- Regularly clean and disinfect your tools after each use to prevent cross-contamination.

By following this step-by-step practical guide, you now possess the knowledge and recipes to create your own anti-bacterial and anti-viral homemade products. These products offer a safer and more natural alternative to commercial cleaning

agents, ensuring the cleanliness and well-being of your living spaces. Remember to exercise caution and take appropriate measures to protect yourself and your loved ones from harmful bacteria and viruses. Stay clean, stay safe!



Homemade Hand Sanitizer: A Step by Step Practical Guide to make Anti-bacterial and Anti-Viral Homemade Hand Sanitizer Recipe

by Clinton M. Browner (Kindle Edition)

★★★★★ 5 out of 5

Language : English
File size : 1163 KB
Text-to-Speech : Enabled
Screen Reader : Supported
Enhanced typesetting : Enabled
Print length : 21 pages
Lending : Enabled



Human world is always threatened by the microscopic world. It is an ongoing war that has been in existence since the beginning of human species. The worst point about these micro enemies is that we can't see them while they can easily enter our body, make it their home and live comfortably and increase their population. On the other hand, while they are enjoying grand parties inside our bodies, we start to suffer, our lives become miserable and even we may lose our lives. To avoid such situation, it is advisable to stay protected. You can get infected with these microbes if you don't follow simple instructions of Hygiene. Proper sanitization and keeping hygiene is the biggest measure of prevention that we all should follow.


You will discover the following by reading this book:

- * What Is a Hand Sanitizer
- * How Safe is a Hand Sanitizer
- * DIY Homemade Hand Sanitizer
- * Precautions While Using Alcohol Based Sanitizer
- * DIY Homemade Liquid Hand Soap
- * DIY Homemade Lotion
- * AND MUCH MUCH MORE.....




How To Save An Extra \$1000 Every Year On Autopilot: Build Your First Emergency Fund

Do you often find yourself struggling to save money? Are unexpected expenses throwing you off track every month? It's time to take control and build your first emergency fund....



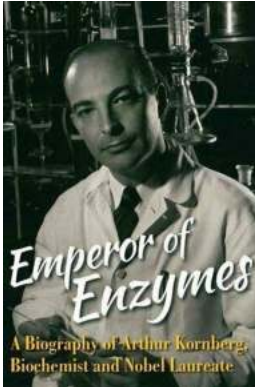
Game Of Thrones And The Theories Of International Relations Politics Literature

With its gripping storytelling, complex characters, and intricate plotlines, Game of Thrones has captivated audiences around the globe. From the mythical lands of Westeros to...



What Your Story: Unveiling the Power of Personal Narratives

Everyone has a story to tell. Each person's experiences, triumphs, and struggles contribute to shaping their unique narrative. These personal tales hold immense power, not...




The Remarkable Journey of Arthur Kornberg: From Biochemist to Nobel Laureate

The Early Years and Academic Pursuits Arthur Kornberg, born on March 3, 1918, in Brooklyn, New York, was an American biochemist who made significant...



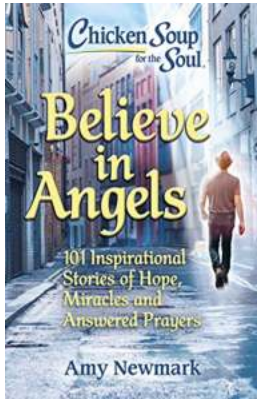
Paleo Cookbook Featuring Paleo Comfort Foods Recipes For An Appetizer Entree

If you're following the paleo diet and looking to add some variety to your meals, then this article is for you! We have curated a collection of delicious...




Unlocking Success: A Comprehensive Guide to Consulting With Nonprofits

Are you passionate about making a positive impact on society? Do you possess the skills and expertise to help nonprofits thrive and fulfill their missions? If so, consulting...



101 Inspirational Stories Of Hope, Miracles, And Answered Prayers That Will Restore Your Faith

In a world filled with turmoil and uncertainty, it is natural for us to seek hope and reassurance. Sometimes, it's through stories of miracles and answered prayers that we...



The Ultimate Guide to Pain Medicine Board Review - Pass with Flying Colors!

Are you preparing for your Pain Medicine Board Review and feeling overwhelmed with the vast amount of information you need to know? Don't worry, we've got you...