

Step By Step Guide: Unleashing the Power of Instagram for Architects and Designers

Attention architects and designers! Are you ready to take your online presence to the next level? If so, then Instagram is the platform for you. With over a billion active users worldwide, this visual-based social media platform presents an incredible opportunity to showcase your work, connect with potential clients, and gain industry recognition.

In this comprehensive step by step guide, we will walk you through the process of setting up an Instagram account, creating engaging content, building a loyal following, and leveraging the platform's powerful features to boost your professional career. So grab a pen and paper, and let's get started!

Step 1: Setting Up Your Instagram Account

The first step towards establishing your presence on Instagram is creating an account. Here's what you need to do:



Instagram for Architects: A step-by-step guide for Architects and Designers interested in using Instagram to promote their work

by Luca Onniboni (Kindle Edition)

★★★★★ 5 out of 5

Language	: English
File size	: 2868 KB
Text-to-Speech	: Enabled
Screen Reader	: Supported
Enhanced typesetting	: Enabled
Print length	: 258 pages
Lending	: Enabled



1.1 Sign Up

Head over to the Instagram website or download the app from your smartphone's app store. Click on "Sign Up" and follow the prompts to create your account. Choose a professional username that represents your brand, such as your name or the name of your firm.

1.2 Optimize Your Profile

Your Instagram profile serves as your digital business card. Make sure to optimize it by:

- Uploading a high-quality profile picture: Use a professional headshot or your company logo.
- Writing a compelling bio: Introduce yourself, highlight your expertise, and include relevant keywords.
- Adding a link to your website: Direct potential clients to your portfolio or business website.

Step 2: Creating Compelling Content

Now that your account is set up, it's time to showcase your skills and creativity through captivating content. Here are some tips to get you started:

2.1 Define Your Style

Developing a consistent visual style is crucial in attracting and retaining an audience. Experiment with different editing techniques, filters, and compositions until you find a style that represents your unique vision.

2.2 Showcase Your Projects

Showcasing your portfolio is the heart of your Instagram account. Share high-quality images or videos of your completed projects, highlighting unique features and design elements. Include detailed captions to provide context and engage your audience.

2.3 Behind the Scenes

Take your followers behind the scenes of your design process. Share sketches, concept boards, and progress shots to give them a glimpse into your creative journey. This personal touch helps build trust and showcases your expertise.

2.4 Collaborate with Influencers

Collaborating with influencers in the architecture and design industry can help expand your reach. Reach out to influencers who align with your brand and propose partnership opportunities, such as featuring your work on their accounts or creating sponsored content.

Step 3: Growing Your Following

Now that you have compelling content, it's time to grow your audience. Follow these steps to attract genuine followers:

3.1 Engage with Your Community

Engagement is key to building a loyal following. Respond to comments, like and comment on other users' posts in your niche, and use relevant hashtags to increase your visibility. Building relationships with fellow architects and designers can lead to inspiring collaborations and referrals.

3.2 Cross-Promote Your Instagram

Make sure to promote your Instagram account across other social media channels, such as Facebook, Twitter, and LinkedIn. Add Instagram buttons and widgets to your website and email signature to encourage visitors and clients to follow you.

3.3 Use Instagram Stories and Reels

Stories and Reels are powerful features that allow you to share behind-the-scenes content, tips, tutorials, and quick design inspiration. Utilize these features regularly to keep your audience engaged and entertained.

3.4 Collaborate with Peers

Collaborations with fellow architects and designers can help you reach a wider audience. Participate in Instagram takeovers, guest post on others' accounts, or host joint competitions to attract new followers and gain exposure.

Step 4: Leveraging Instagram's Features

Instagram offers a wide range of features to help architects and designers excel in the digital world. Here's how you can leverage them:

4.1 Hashtags

Hashtags are an essential tool for reaching a wider audience. Research and use relevant hashtags in your posts to increase your visibility among potential clients and fellow professionals. Monitor trending hashtags and incorporate them into your strategy when appropriate.

4.2 Instagram Live

Go live on Instagram to connect with your audience in real-time. Use this feature to host Q&A sessions, virtual tours of your projects, or even showcase your

design process. Be sure to promote your live session in advance to maximize engagement.

4.3 Instagram Insights

Instagram Insights provides valuable data and analytics about your account's performance. Monitor key metrics such as reach, impressions, and follower demographics to gain insights into your audience and fine-tune your content strategy accordingly.

4.4 Sponsored Posts

As your following grows, consider investing in sponsored posts to reach a broader audience. Collaborate with brands or professionals who align with your values and goals to create authentic and engaging sponsored content.

Step 5: Engaging with Your Audience

Finally, don't forget to engage with your audience regularly. Respond to comments, answer direct messages, and show genuine interest in the community. Building meaningful connections will not only boost your professional reputation but also increase your chances of receiving referrals.

So, architects and designers, are you ready to unleash the power of Instagram? Follow this step-by-step guide, stay true to your unique style, and let your creativity shine. The possibilities are endless, and your dream clients are just a scroll away. Happy Instagramming!

**Instagram for Architects: A step-by-step guide for
Architects and Designers interested in using
Instagram to promote their work**

by Luca Onniboni (Kindle Edition)



★★★★★ 5 out of 5

Language : English
File size : 2868 KB
Text-to-Speech : Enabled
Screen Reader : Supported
Enhanced typesetting : Enabled
Print length : 258 pages
Lending : Enabled



The best tool to manage and improve Architecture Communication on Instagram. The guide aims to provide a practical, flexible and immediate tool to activate Instagram as a powerful marketing and communication tool for their brand or studio. For all architects and designers out there.

It will take you to know in detail all the most effective methods, tricks and strategies to grow on Instagram.

Thanks to this guide, you will learn:

- How to get the most out of any Instagram publication (Posts, Stories, IGTV, Reels, Guides)
- Instagram will become a fundamental tool for you to communicate and generate contacts.
- How to create new networks and start new collaborations
- How to showcase your work and your firm to a huge audience
- How to plan, manage or delegate all activities on Instagram
- How to develop short and long term winning strategies

- Much more!

How is the guide structured?

The contents are divided into chapters and paragraphs. At the end of the publication, you will also find some reference Instagram accounts and numerous "Focus Boxes" - useful lists of resources that will be very helpful.

Here the chapters:

1. INTRO
2. WHY IT'S WORTH USING INSTAGRAM
3. BEFORE GETTING STARTED
4. CREATE A PERFECT PROFILE
5. HOW AND WHAT TO PUBLISH ON INSTAGRAM
6. INSTAGRAM STORIES
7. IGTV
8. REELS
9. GUIDES
10. MESSAGES
11. VIDEOS
12. USEFUL TOOLS
13. HOW TO MANAGE AN ACCOUNT
14. GROW HACKING
15. CONSULTANTS, AGENCIES AND INFLUENCERS


16. LATEST TIPS

17. FOCUS BOX

If you are a freelance architect or an architectural firm, this guide is specially designed for you. To help you develop your Instagram profile in the best possible way.


*NOTE:

The cover is in colour, but the book is in black and white.




My Lifelong Friendship With Elvis Presley

The Beginning of a Remarkable Friendship It was the summer of 1956 when I first laid eyes on the enigmatic young man who would forever change my life. Elvis Presley, a...




Tess Pentecost Island: Unveiling the Hidden Beauty

Do you wish to immerse yourself in the untouched beauty of an island paradise? Look no further than Tess Pentecost Island! This remote gem, nestled in the heart of the...




Experience the Supernatural: Moving Without Body

Have you ever wondered if it is possible to move without a body? To explore realms beyond the physical, where your soul transcends its confines and roams freely? Today, we...



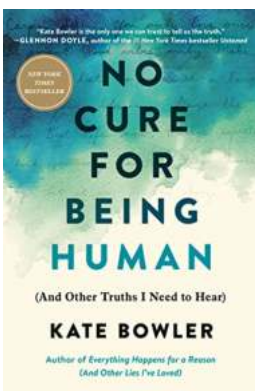
From Brotherhood To Manhood: The Journey of Self-Discovery and Growth

The transition from boyhood to manhood is a transformative journey that every male individual goes through in their lifetime. It is a pivotal period filled with challenges,...




Don't Look Behind You: The Terrifying Truth Revealed

Have you ever felt a chilling sensation crawling up your spine when you felt someone's eyes lingering on you? That inexplicable sense of unease that forces you to check if...



And Other Truths You Need To Hear

Life is a beautiful journey filled with joy, laughter, love, and success. But it is also full of challenges, pain, heartbreak, and failures. We often find ourselves...



The Taxometric Method: A Practical Guide to Understanding Taxometrics

Have you ever wondered how scientists determine whether a psychological construct is categorical or dimensional in nature? Or how they differentiate between disorders that...



Nikon D5200 From Snapshots To Great Shots: Unlock the Power of Your Photography

Are you tired of taking average snapshots with your Nikon D5200? Do you want to elevate your photography skills and capture breathtaking moments? Look no further! In this...