

Splinter Bids After an Opening Bid of 1H or 1S: The Ultimate Guide to This Powerful Convention

Are you looking to take your bridge game to the next level? The trick is to employ strategic bidding techniques that can give you an edge over your opponents. One such technique is the use of splinter bids after an opening bid of 1H or 1S. In this article, we will explore the ins and outs of this powerful convention, discuss its benefits, and provide insights on how to incorporate it effectively into your bidding system.

Understanding Splinter Bids

Before we delve into the specifics of splinter bids after an opening bid of 1H or 1S, let's first understand what splinter bids are. A splinter bid is a jump shift in a new suit by the responder, showing a singleton or void in that suit and a fit for partner's suit. It serves as a valuable tool for conveying specific information to your partner and narrowing down the possibilities for your hand.

When the opener starts with a bid of 1H or 1S, it provides an excellent opportunity for the responder to make a splinter bid. This bid allows you to show support for the opener's suit while indicating that you have a short suit in another suit. Not only does this offer valuable information to your partner, but it can also confuse your opponents and disrupt their bidding sequences.

**Splinter Bids after an Opening Bid of 1H or 1S:
Bridge Concepts and Practice Self-Study
Workbooks to Improve Your Game**

by Patty Tucker (Kindle Edition)



★★★★☆ 4 out of 5

Language : English
File size : 7226 KB
Text-to-Speech : Enabled
Screen Reader : Supported
Enhanced typesetting : Enabled
Print length : 48 pages
Lending : Enabled



Benefits of Splinter Bids After 1H or 1S

So why should you consider incorporating splinter bids into your bidding system? Let's explore some of the benefits:

1. Show a Powerful Hand

By making a splinter bid after an opening bid of 1H or 1S, you are indicating that you have a relatively powerful hand with support for the opener's suit. This gives your partner a clearer picture of your hand strength and allows them to make more informed bidding decisions.

2. Help Shape the Auction

A splinter bid can help shape the subsequent bidding sequence by narrowing down the possible distributions for your hand. It informs your partner about your void or singleton, and they can use this information to make better suit and slam-oriented bids.

3. Disrupt Opponents' Bidding

When you make a splinter bid, you introduce unpredictability into the bidding process. It can confuse your opponents and make it challenging for them to

gauge the strength and distribution of your hand accurately. This disruption can work to your advantage and give you an upper hand in the auction.

Strategy for Using Splinter Bids After 1H or 1S

Incorporating splinter bids after an opening bid of 1H or 1S requires careful planning and coordination with your partner. Here is a step-by-step strategy you can follow:

Step 1: Assess Your Hand

Before making a splinter bid, evaluate your hand for the appropriate criteria. You should have support for the opener's suit, a short suit (void or singleton) in another suit, and enough strength to be game-forcing.

Step 2: Choose the Right Splinter Suit

Selecting the right splinter suit is crucial. It should be the suit where you have a shortness (void or singleton) and a preference for the opener's suit. This will allow your partner to accurately interpret your bid and make informed decisions.

Step 3: Make the Splinter Bid

Once you have determined that your hand meets the necessary criteria, make a jump shift in your splinter suit. This bid indicates to your partner that you have a void or singleton in that suit and support for their suit.

Step 4: Respond to Your Partner's Bids

After making your splinter bid, keep an eye on your partner's subsequent bids. They will provide further information about their hand and help you both narrow down the potential contracts. Respond accordingly to guide the auction towards the desired contract.

Common Misconceptions and

As with any bidding convention, there can be misconceptions and potential pitfalls when using splinter bids after an opening bid of 1H or 1S. It is crucial to establish clear agreements with your partner about the meanings and responses to these bids. Proper communication and practice are essential to maximize the benefits of this convention.

In , splinter bids after an opening bid of 1H or 1S can be a game-changer in your bridge strategy. They offer a powerful tool to convey specific information to your partner, shape the auction, and disrupt your opponents' bidding. By following a strategic approach and clarifying agreements with your partner, you can leverage the benefits of splinter bids and take your game to new heights.



Splinter Bids after an Opening Bid of 1H or 1S: Bridge Concepts and Practice Self-Study Workbooks to Improve Your Game

by Patty Tucker (Kindle Edition)

★★★★☆ 4 out of 5

Language : English

File size : 7226 KB

Text-to-Speech : Enabled

Screen Reader : Supported

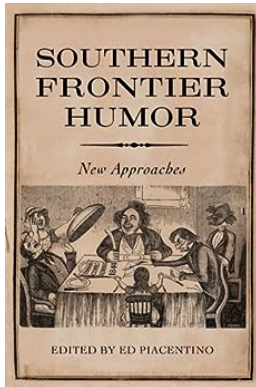
Enhanced typesetting : Enabled

Print length : 48 pages

Lending : Enabled



Over 100 practice hands to work on bidding, responding and rebidding after a Splinter Bid made by Responder to the opening bidder.



Unlocking the Untapped Wellspring of Southern Frontier Humor

Humor has always been a powerful way to bring people together. From the yarns spun by Mark Twain to the hilarious tales shared on front porches across the...



Splinter Bids After an Opening Bid of 1H or 1S: The Ultimate Guide to This Powerful Convention

Are you looking to take your bridge game to the next level? The trick is to employ strategic bidding techniques that can give you an edge over your opponents. One...



Discover the Winning Bridge Convention Ebooklet: Taking Your Conventions to the Next Level

The Ultimate Guide for Elevating Your Bridge Game to New Heights Are you tired of playing the same old conventions in your bridge games? Do you wish you could add some...



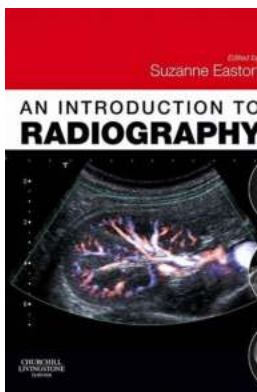
Winning Bridge Convention Ebooklet: Unleashing the Strategies to Master Conventions After

: The world of bridge conventions can be fascinating and intimidating at the same time. As a bridge player, you might have come across numerous conventions used by experts to...



Discover the Winning Bridge Convention Ebooklet and Unleash Your Gaming Potential!

Are you an avid bridge player looking to take your game to the next level? Look no further! We present to you the ultimate Winning Bridge Convention...




The Fascinating World of Radiography: A Comprehensive Introduction

Have you ever wondered how doctors are able to see through our bodies? How they uncover hidden fractures, diagnose diseases, or ensure the safety of unborn babies? The...



Master the Art of Bridge with Intermediate Bridge Patty Tucker

Bridge is a fascinating card game that requires strategic thinking, logical reasoning, and excellent communication between partners. Whether you are just...



Master Patty Tucker Reveals Essential Strategies and Tips for Intermediate Bridge Players

Are you ready to take your bridge skills to the next level? Look no further! Join Master Patty Tucker in her intermediate bridge workshop and discover the secrets that will...

