

Pro Tools First Fundamentals Of Audio Production: Master the Basics!

Are you passionate about music production or audio engineering? Do you dream of creating your own masterpieces and turning your ideas into reality? Look no further! In this article, we will take a deep dive into Pro Tools First and learn the fundamentals of audio production.

Pro Tools First is a free, entry-level version of Pro Tools, the industry-standard digital audio workstation (DAW) used by professionals in the music, film, and television industries. Whether you are a beginner or an experienced producer, this software can help you enhance your creative process and take your audio production skills to the next level.

Why Choose Pro Tools First?

With Pro Tools First, you have access to a wide range of features and tools that allow you to create, edit, and mix audio tracks effortlessly. Its user-friendly interface makes it suitable for beginners, ensuring a smooth learning curve. Let's explore some key reasons why you should consider using Pro Tools First:

PRO TOOLS | FIRST
Fundamentals of Audio Production

Avid Official Curriculum
Avid Learning Series
Avid Certification



Pro Tools | First: Fundamentals of Audio

Production by Avid Technology (Kindle Edition)

★★★★☆ 4 out of 5

Language	: English
File size	: 36196 KB
Text-to-Speech	: Enabled
Enhanced typesetting	: Enabled
Word Wise	: Enabled
Print length	: 523 pages
Screen Reader	: Supported



1. Industry-Standard Quality

As mentioned earlier, Pro Tools is the go-to choice for professionals in the music and entertainment industries. By using Pro Tools First, you get to experience the same level of quality and precision in your audio productions. This can be a significant advantage when entering the industry or collaborating with other professionals.

2. Powerful Editing Capabilities

Pro Tools First provides a comprehensive set of editing tools that enable you to manipulate audio tracks with ease. From basic trimming and crossfading to advanced techniques such as pitch correction and time stretching, you have full control over your audio, allowing you to create the desired effect or fix any imperfections in your recordings.

3. Versatile Mixing Options

One of the standout features of Pro Tools First is its mixing capabilities. The software offers a virtual mixing board where you can balance and enhance the individual tracks within your project. With access to EQ, compression, reverb, and other audio effects, you can create a professional-sounding mix that brings out the best in your music.

4. Collaboration Made Easy

Pro Tools First allows you to collaborate with other musicians and producers seamlessly. You can easily share your project files with others and work on them together, whether you're in the same studio or on different continents. This makes

it a fantastic tool for teamwork and expanding your network within the audio production community.

The Fundamentals of Audio Production

Before diving into Pro Tools First, it's essential to understand some fundamental concepts of audio production. Familiarizing yourself with these concepts will help you navigate the software and make better-informed decisions throughout the creative process. Let's explore a few key areas:

1. Recording Techniques

Recording is at the heart of audio production. Understanding different recording techniques and microphone placements can greatly influence the quality of your recordings. Learn about various microphone types and polar patterns, as well as how to set up your recording space for optimal sound capture.

2. Editing and Arranging

Once your audio is recorded, editing and arranging become crucial. Familiarize yourself with editing tools, such as cutting, pasting, and quantization, to ensure your recordings are polished and free of errors. Arranging involves rearranging and structuring your tracks to create a compelling musical composition.

3. Mixing and Mastering

Mixing is the process of balancing and blending different tracks to create a cohesive sound. Understanding concepts such as EQ, compression, panning, and automation will help you achieve a professional mix. Mastering focuses on the final touches, enhancing the overall sound and preparing your music for distribution.

Getting Started with Pro Tools First

Now that we have covered the fundamentals, it's time to get started with Pro Tools First. Follow these steps to kick-start your audio production journey:

1. Download and Install Pro Tools First

Head over to the Avid website to download and install Pro Tools First on your computer. The installation process is straightforward, and you'll be up and running in no time.

2. Explore the Interface

Once installed, open Pro Tools First and take a moment to explore the user interface. Familiarize yourself with the different windows, menus, and tools available. Understanding the layout will make it easier to navigate and use the software effectively.

3. Import Audio

Start by importing audio files or recording your own using a compatible microphone or interface. Pro Tools First supports a wide range of audio file formats, ensuring compatibility with various sources and devices.

4. Learn the Basics

Begin by learning the basic functions of Pro Tools First, such as creating and deleting tracks, adjusting volume levels, and applying effects. Practice recording, editing, and arranging audio clips to get a feel for the software's capabilities.

5. Experiment and Have Fun!

The best way to learn audio production is to experiment and have fun with the software. Try different plugins, explore various effects, and don't be afraid to make mistakes. This hands-on experience will help you develop your unique style and refine your skills over time.

Pro Tools First is an excellent choice for anyone interested in audio production. With its powerful features, user-friendly interface, and industry-standard quality, it provides a solid foundation for beginners and a versatile platform for professionals. By mastering the fundamentals of audio production and exploring the intricacies of Pro Tools First, you can unlock your true creative potential and bring your musical ideas to life!

Pro Tools I First: Fundamentals of Audio

Production by Avid Technology (Kindle Edition)

★★★★☆ 4 out of 5

Language	: English
File size	: 36196 KB
Text-to-Speech	: Enabled
Enhanced typesetting	: Enabled
Word Wise	: Enabled
Print length	: 523 pages
Screen Reader	: Supported




Pro Tools I First: Fundamentals of Audio Production introduces users to the power of Pro Tools software and marks the first steps toward developing core skills in audio production. The book covers the basic principles you'll need to complete a Pro Tools I First project, from initial setup to final output, and it is designed for those who are new to professional audio production and also for experienced users who are unfamiliar with Pro Tools software.

This book is laid-out to mirror the creative process of audio production—from set up, to the recording process, editing and mixing, and then creating the final files. Interspersed within each chapter are short hands-on tutorial exercises which give


users a chance to explore the concepts and techniques being discussed and hear the results.

For those interested in gaining official Avid certification, this book is also a valuable for further learning and through the Avid Learning Series curriculum.



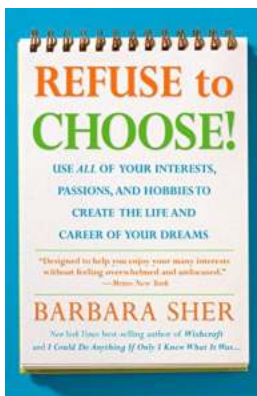
The Ultimate Guide to Avid Media Composer First: Mastering the Fundamentals of Video Editing

Are you ready to dive into the world of video editing? Look no further! In this comprehensive guide, we will explore the fundamentals of video editing using Avid Media...




Study Guide For Physiotherapists - Mastering the Principles, Techniques, and Skills

Are you an aspiring physiotherapist looking to excel in your studies? Or maybe you're a current physiotherapy student searching for the ultimate study guide to help you...



Use All Of Your Interests, Passions, And Hobbies To Create The Life And Career Of Your Dreams

Have you ever felt like your everyday life and career are not aligned with your true passions and interests? Do you find yourself daydreaming about pursuing your hobbies and...



The Challenges Of Caregiving: Seeing, Serving, and Solving

Being a caregiver is one of the most selfless acts of love and kindness towards another human being. It is a role that requires immense patience, compassion, and sacrifice....




Dark Roses: 13 Horrific True Stories That Will Haunt Your Dreams Forever

Prepare to enter a world shrouded in darkness, where unspeakable horrors lurk in the shadows. Dark Roses presents 13 chilling and bone-chilling true stories that will leave...




Singin' In The Rain BFI Film Classics - The Evolution of a Hollywood Musical

Released in 1952, "Singin' In The Rain" is a timeless classic that has captivated audiences for generations. Directed by Stanley Donen and Gene Kelly,...



Carroll Shelby: The Authorized Biography - The Man Behind the Legend

When we think of iconic figures in the automotive industry, one name that instantly comes to mind is Carroll Shelby. Born on January 11, 1923, in Leesburg, Texas, Shelby...



Welcome to the World of Manateehumanity Penguin Poets: Anne Waldman

Have you ever wondered how penguins express themselves through poetry? Look no further than the eccentric world of Manateehumanity Penguin...