


Over 1000 Motifs Alphabets And Icons To Personalize Your Bullet Or Dot Journal

Personalizing your bullet or dot journal is a great way to make it unique and truly reflect your personality. Adding motifs, alphabets, and icons not only enhances the visual appeal of your journal, but also helps organize and categorize the information you jot down. With over 1000 options to choose from, you'll never run out of creativity and inspiration!

Why Personalize Your Journal?

Journaling has become increasingly popular in recent years due to its numerous benefits for mental health and overall well-being. By taking the time to reflect, express emotions, and set goals, individuals find solace and self-improvement through this practice.

Personalizing your journal takes this experience a step further. A well-designed and customized journal can motivate you to keep writing and organizing your thoughts. Additionally, the act of incorporating motifs, alphabets, and icons can bring a sense of joy and creativity to the process, making it all the more enjoyable.



Journal with Purpose: Over 1000 motifs, alphabets and icons to personalize your bullet or dot journal

by Helen Colebrook (Kindle Edition)

★★★★☆ 4.6 out of 5

Language : English
File size : 96759 KB
Text-to-Speech : Enabled
Screen Reader : Supported
Enhanced typesetting : Enabled

X-Ray : Enabled
Word Wise : Enabled
Print length : 131 pages



How to Personalize Your Journal

Personalizing your journal doesn't require artistic talent or expensive supplies. Here are some ideas to get you started:

1. Motifs:

Motifs are small designs or patterns that can be repeated throughout your journal. They can be as simple as dots or as intricate as flowers. You can use them to decorate your borders, headers, or dividers. Experiment with different motifs to find ones that resonate with you and complement your style.

2. Alphabets:

Using different fonts and lettering styles can make your journal more visually appealing and add emphasis to important notes or headings. Practice different alphabets like calligraphy, brush lettering, or block lettering. This will give your journal a unique and eye-catching look.

3. Icons:

Icons are small symbols that can represent different ideas or concepts. They can be used as bullet points, headers, or as visual representations of your mood or emotions. Icons are a great way to categorize information and make it easier to reference later on.

4. Color:

Adding color to your journal can instantly make it more vibrant and visually appealing. Use colored pens, markers, or even watercolors to create different effects and accents. Explore different color schemes and combinations to find what resonates with you.

Over 1000 Options to Choose From

Now that you know how to personalize your journal, you need a wide range of options to work with. Here are over 1000 motifs, alphabets, and icons for you to explore:

1. Motifs:

- Dots
- Stars
- Hearts
- Flowers
- Animals
- Geometric shapes
- Feathers
- Arrows
- Waves
- Clouds

2. Alphabets:

- Calligraphy
- Cursive
- Block lettering
- Bubble lettering
- Graffiti
- Gothic
- Retro
- Typewriter
- Neon
- Hand-drawn

3. Icons:

- Checkmarks
- Hearts
- Stars
- Arrows
- Smileys

- Food
- Technology
- Nature
- Travel
- Music

These are just a few examples to get you started. The possibilities are endless when it comes to personalizing your journal!

Incorporating Personalized Elements

Now that you have a variety of motifs, alphabets, and icons to choose from, it's time to incorporate them into your journal. Here are a few tips:

1. Create a Key:

Designate certain motifs, alphabets, and icons to represent specific categories or themes in your journal. For example, use a heart icon to represent personal entries and a star icon to represent goals. This will make it easier to navigate and reference your journal later on.


2. Experiment with Layouts:

Try different layouts and arrangements to see what works best for you. You can create themed pages, monthly spreads, or weekly layouts. Mix and match motifs, alphabets, and icons to create unique and visually appealing pages.

3. Use Stencils or Printables:

If you're not confident in your drawing skills or don't have the time, you can use stencils or printables to incorporate motifs, alphabets, and icons into your journal. There are many free resources available online that you can print and trace onto your pages.

Your bullet or dot journal is your personal space for self-expression and organization. By personalizing it with motifs, alphabets, and icons, you can create a journal that is not only functional but also visually appealing. With over 1000 options to choose from, you'll never run out of inspiration. So grab your pens, unleash your creativity, and start personalizing your journal today!



Journal with Purpose: Over 1000 motifs, alphabets and icons to personalize your bullet or dot journal

by Helen Colebrook (Kindle Edition)


★★★★☆ 4.6 out of 5

Language	: English
File size	: 96759 KB
Text-to-Speech	: Enabled
Screen Reader	: Supported
Enhanced typesetting	: Enabled
X-Ray	: Enabled
Word Wise	: Enabled
Print length	: 131 pages




Journal with Purpose is the ultimate reference for journaling, packed with over 1000 motifs that you can use to decorate and enhance your bullet or dot journal pages. Copy or trace direct from the page, or follow one of the quick exercises to improve your skills. Featuring all the journal elements you could wish for – banners, arrows, dividers, scrolls, icons, borders and alphabets – this amazing

value book will be a constant source of inspiration for journaling and an 'instant fix' for people who find the more artistic side of journaling a challenge.




Guide For Car Buyers And What To Consider When Buying Used Car

Are you in the market for a used car? With so many options available, it can be overwhelming to find the perfect vehicle that suits your needs and budget. However, armed with...




Unlock the Secrets of Motivation: The Ultimate Guide by Alfred Tauber

Have you ever wondered how some people manage to stay motivated and achieve their goals, while others struggle to find the drive to start? Motivation is an essential...




Ultimate Survival Guide Tutorial With Secret Tips And Tricks You Might Not Have

Welcome to the ultimate survival guide! In this comprehensive tutorial, we will equip you with secret tips and tricks that you might not have known before....




Revised And Expanded Second Edition - The Ultimate Guide

Have you ever wished for a more comprehensive edition of your favorite book? If so, you're in for a treat! The highly anticipated Revised And Expanded Second Edition is...




Remaking History Volume: Industrial Revolutionaries

When we think about the profound societal and technological changes that shaped our present world, few periods stand out as prominently as the...



Teaching Your Children Healthy Sexuality Pure Foundations

When it comes to teaching our children about sexuality, it is important to provide them with a strong foundation that is based on healthy values, respect, and...



Discover the Ultimate Collection of 64 Patterns For Fat Quarters, Charm Squares, Jelly Rolls, and Layer Cakes!

Are you a passionate quilter looking for inspiration and new projects to take on? Look no further! In this article, we've compiled an extensive collection of 64 patterns...

STEPHEN COVEY'S TIME MANAGEMENT	
URGENT	
Quadrant 1 Crises Pressing Problems Projects with Deadlines	
Quadrant 3 Interruptions Some Phone Calls Some Mail Some Reports	

The Most Crucial Relationship Habits That Can Transform Your Love Life

A strong and healthy romantic relationship requires effort, dedication, and a deep understanding of what it takes to make love last. Whether you're currently in a...