

Make Your Own Whitewash Paint And Wood Stain - The Little Of Homestead How Tos

Are you looking for a simple and cost-effective way to give your wooden furniture or walls a fresh, rustic look? Look no further! In this article, we will guide you through the process of making your own whitewash paint and wood stain. Not only will this allow you to customize the color to your liking, but it will also give you a sense of pride and accomplishment knowing that you created something unique and beautiful with your own hands.

Whitewashing is an age-old technique that has been used for centuries to beautify and protect wooden surfaces. It involves applying a thin, watered-down paint mixture that allows the natural grain and texture of the wood to show through while adding a touch of color. Unlike traditional paint that covers the wood, whitewash creates a semi-transparent look that is perfect for achieving that sought-after vintage or farmhouse aesthetic.

Why Make Your Own Whitewash Paint And Wood Stain?

One of the main advantages of making your own whitewash paint and wood stain is that you have complete control over the ingredients used. Many commercially available stains and paints contain harmful chemicals and toxins that can be detrimental to your health and the environment. By creating your own, you can ensure that you are using only natural and non-toxic materials.

How To Make Amish Whitewash: Make your own whitewash, paint, and wood stain (The Little Series of Homestead How-Tos from 5 Acres & A Dream Book 11) by Leigh Tate (Kindle Edition)

★★★★☆ 4.4 out of 5



Language	: English
File size	: 2439 KB
Text-to-Speech	: Enabled
Screen Reader	: Supported
Enhanced typesetting	: Enabled
Print length	: 43 pages



Another benefit is the cost savings. DIY whitewash paint and wood stain can be made using simple, affordable ingredients that you may already have at home or can easily obtain from a local hardware store. This means you can achieve stunning results without breaking the bank!

The Recipe: How To Make Your Own Whitewash Paint And Wood Stain

Now that you understand the benefits, let's dive into the step-by-step process of making your own whitewash paint and wood stain.

Ingredients:

- 1 part water
- 1 part white latex paint (for paint-based whitewash) OR 1 part white vinegar (for stain-based whitewash)
- Additional coloring agents (optional) such as coffee, tea, or natural pigments

Instructions:

1. Start by preparing your wooden surface. Clean it thoroughly, removing any dust, dirt, or previous finishes that might hinder the whitewashing process.
2. If you are using paint-based whitewash, mix equal parts water and white latex paint in a container. Stir well until fully blended. For stain-based whitewash, substitute white vinegar for the paint.
3. Optional: If you want to customize the color of your whitewash, you can add coffee, tea, or natural pigments to the mixture. Experiment with different quantities until you achieve the desired hue.
4. Apply the whitewash using a brush or a cloth. Make sure to work in the direction of the wood grain for a more authentic look.
5. Allow the whitewash to dry completely. Depending on the temperature and humidity, this process may take a few hours to a full day.
6. If desired, you can apply a second or third coat of whitewash to deepen the color and enhance the coverage.
7. Once the final coat dries, you can seal the whitewashed surface with clear furniture wax or a water-based sealant for added protection.

Tips And Tricks For Achieving The Perfect Whitewashed Look

Before you embark on your whitewashing adventure, here are some additional tips to help you achieve the best results:

- Test the whitewash on a small, inconspicuous area of the wood to ensure you are satisfied with the color and effect.
- Use a brush or cloth that is appropriate for the size of the surface you are painting to ensure even coverage.

- If the whitewash appears too thick, add a little more water to the mixture, and conversely, if it appears too thin, add a small amount of paint or vinegar.
- For a more distressed or weathered look, lightly sand the surface of the wood after applying the whitewash.

Whitewashing your wooden furniture or walls can breathe new life into any space. By making your own whitewash paint and wood stain, you have the opportunity to create a unique finish that perfectly matches your personal style and enhances the natural beauty of the wood. Not only is it a cost-effective solution, but it also allows you to avoid harsh chemicals commonly found in store-bought products. So, gather your materials, unleash your creativity, and give your home a touch of rustic charm with your very own homemade whitewash paint and wood stain.



How To Make Amish Whitewash: Make your own whitewash, paint, and wood stain (The Little Series of Homestead How-Tos from 5 Acres & A Dream Book 11) by Leigh Tate (Kindle Edition)

★★★★☆ 4.4 out of 5

Language : English

File size : 2439 KB

Text-to-Speech : Enabled

Screen Reader : Supported


Enhanced typesetting : Enabled

Print length : 43 pages



Old-fashioned whitewash is making a comeback! Simple and inexpensive to make, this environmentally friendly finish for wood contains no VOCs, deters insects, and is not toxic to humans or animals. This little eBook explains how to

make it, the different types of lime available, how to make whitewash more durable, waterproof, and colorful, and how to use it safely. Includes 30 recipes for homemade whitewash, paint, and wood stain.




Prepper Livestock Handbook

Are you someone who values self-sufficiency and wants to be prepared for any situation? If so, then the Prepper Livestock Handbook is the ultimate guide that you...



Make Your Own Whitewash Paint And Wood Stain - The Little Of Homestead How Tos

Are you looking for a simple and cost-effective way to give your wooden furniture or walls a fresh, rustic look? Look no further! In this article, we will guide you through...




The Captivating Journey of Star Trek: Exploring the Philosophy of Peace and Justice

Star Trek, a groundbreaking science-fiction franchise, has not only entertained millions of fans worldwide but has also laid the groundwork for a profound philosophy...




Discover the Enigmatic World of Ulla Von Brandenburg English Edition

There are artists whose works leave a lasting impression, captivating audiences with their unique vision and storytelling. Ulla Von Brandenburg is one such artist, whose...



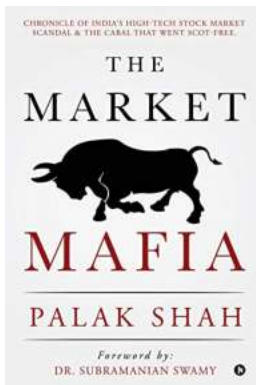
Bride Of Etiquette Revised

Planning a wedding is an exhilarating experience that requires meticulous attention to detail and a deep understanding of wedding etiquette. Every bride wants her...



Remixing Culture: Exploring the Rhetoric of Turntables and Tropes

In the digital age, where information flows ceaselessly across the internet and boundaries blur between disciplines, the art of remix has emerged as a powerful and...



Chronicle of India High Tech Stock Market Scandal: The Cabal That Went Scot Free

India represents one of the world's fastest-growing high-tech markets, attracting both local and international investors eager to capitalize on its...



Melodies Of Love The Obi Family: A Tale of Love, Music, and Unity

In a world filled with chaos and uncertainty, one family stands as a beacon of hope and inspiration. The Obi family, bound by blood and a deep love for music, has captured...