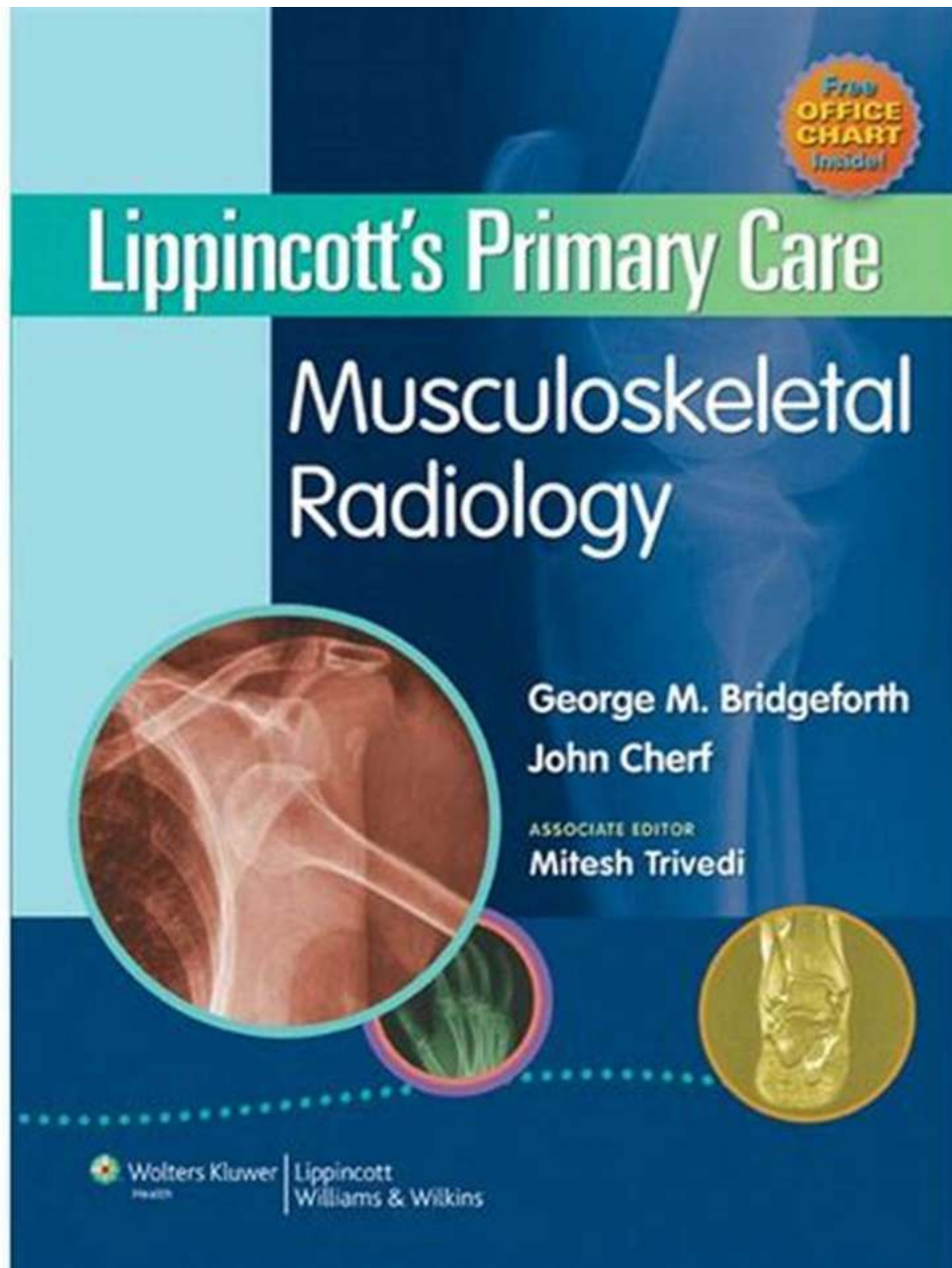


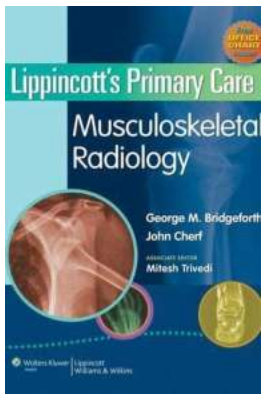
# **Lippincott Primary Care Musculoskeletal Radiology: Unlocking the Secrets of Orthopedics**

Orthopedics is a branch of medicine that focuses on the diagnosis, treatment, and prevention of musculoskeletal disorders. Within this field, radiology plays a vital role in providing accurate and detailed images of bones, joints, muscles, and other related structures. As the demand for primary care musculoskeletal radiology continues to grow, Lippincott is at the forefront of providing comprehensive resources for healthcare professionals in this specialized area.



## The Importance of Musculoskeletal Radiology

Musculoskeletal radiology is integral in the diagnosis and management of various orthopedic conditions. Through the use of advanced imaging technologies such as X-rays, magnetic resonance imaging (MRI), computed tomography (CT) scans, and ultrasound, healthcare professionals can gain essential insights into the musculoskeletal system.



## Lippincott's Primary Care Musculoskeletal

**Radiology** by George M. Bridgeforth (1st Edition, Kindle Edition)

★★★★★ 5 out of 5

Language : English  
File size : 5103 KB  
Text-to-Speech : Enabled  
Screen Reader : Supported  
Enhanced typesetting : Enabled  
Print length : 274 pages



These imaging techniques allow physicians to visualize fractures, dislocations, ligament tears, joint abnormalities, tumors, infections, and other musculoskeletal disorders. With the help of musculoskeletal radiology, doctors are able to provide accurate diagnoses, plan appropriate treatment strategies, and monitor the progress of patients throughout their journey to recovery.

### **Introducing Lippincott Primary Care Musculoskeletal Radiology**

Lippincott, a renowned provider of medical resources, offers an extensive range of primary care musculoskeletal radiology materials. From textbooks and online journals to multimedia resources, Lippincott's primary care musculoskeletal radiology collection caters to the needs of healthcare professionals seeking in-depth knowledge and guidance in this specialized field.

With Lippincott's comprehensive resources, primary care physicians, orthopedic surgeons, physical therapists, and other healthcare providers can enhance their understanding of musculoskeletal radiology. The collection features expertly written content that covers a wide array of musculoskeletal conditions, imaging techniques, interpretation skills, and case studies.

From basic concepts to advanced discussions, Lippincott's primary care musculoskeletal radiology resources cater to individuals at different stages of their medical careers. Whether you are a medical student, resident, or seasoned practitioner, Lippincott's materials enable you to strengthen your skills and broaden your knowledge to provide optimal patient care.

## **Unlocking the Secrets of Orthopedics with Lippincott**

Are you ready to delve into the fascinating world of orthopedics and musculoskeletal radiology? Lippincott's primary care musculoskeletal radiology collection unlocks the secrets of orthopedics by offering a comprehensive understanding of this specialized field.

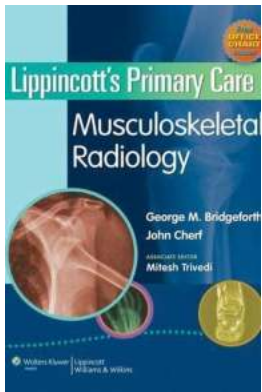
With Lippincott, you can gain insights into the intricate anatomy of the musculoskeletal system, hone your interpretation skills for various imaging modalities, and explore cutting-edge techniques and advancements in musculoskeletal radiology.

Discover how musculoskeletal radiology can revolutionize your practice. Learn how to accurately diagnose orthopedic conditions, develop personalized treatment plans, and ensure the best possible outcomes for your patients.

Musculoskeletal radiology is a crucial component of primary care for orthopedic conditions. Lippincott's primary care musculoskeletal radiology resources provide healthcare professionals with the knowledge and tools necessary to excel in this specialized field. Unlock the secrets of orthopedics with Lippincott and revolutionize your approach to musculoskeletal radiology.

Article by: Your Name

Published on: [Date]



## Lippincott's Primary Care Musculoskeletal

**Radiology** by George M. Bridgeforth (1st Edition, Kindle Edition)

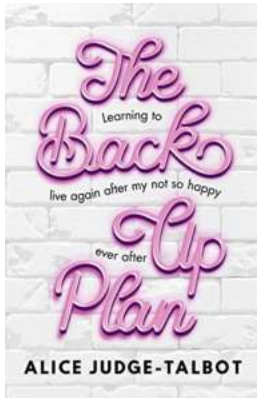
★★★★★ 5 out of 5

Language : English  
File size : 5103 KB  
Text-to-Speech : Enabled  
Screen Reader : Supported  
Enhanced typesetting : Enabled  
Print length : 274 pages




Lippincott's Primary Care Musculoskeletal Radiology, part of the Primary Care Series, helps family practitioners, internists, nurse practitioners, and physician assistants identify and diagnose patient injuries based on the radiologic findings that are most seen in the office setting. The book emphasizes what tests to order when and shows side by side images of what is normal and what is abnormal. Each chapter follows a consistent format: Clinical Presentation, Mechanism of Injury, Patient Assessment, What to Order, Not to Be Missed, Radiographic Evaluation, Treatment, and When to Refer. An anatomical wall chart for the office is also included.

This is the Kindle version which does not include access to the digital ancillary materials referenced in the text.




## The Back-Up Plan by Alice Judge Talbot: A Journey of Inspiration that Will Change Your Perspective

Have you ever felt lost in life and uncertain about your future? Do you sometimes wonder if you are on the right path or if it's time to consider a...



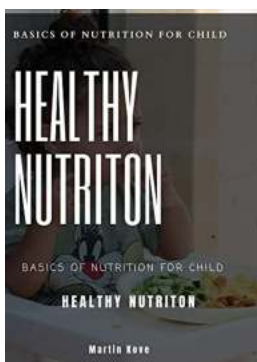
## The Insanity Of Blind Faith: Unveiling the True Consequences

In a world where evidence-based decisions are becoming increasingly important, blind faith seems to persist, defying reason and logic. Whether it...




## Osteopathy And The Treatment Of Horses

Horses, magnificent creatures with incredible strength and grace, have been our loyal companions for centuries. Their well-being and health are of utmost...




## The Ultimate Guide to Basic Nutrition for Your Fresh Man

As a parent, providing your child with the best nutrition possible is a top priority. While children need a balanced diet to thrive, it becomes even more crucial when they...



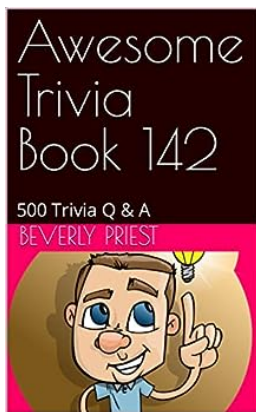
## The Unbelievable Chess Journey: Karpov 300 Games Volume 11 Will Leave You in Awe!

Prepare to be amazed as we explore the incredible world of Anatoly Karpov, one of the greatest chess players in history. In his exceptional career, Karpov has compiled a...




## Anatomy For The Frca - A Comprehensive Review

Are you preparing for the Fellowship of the Royal College of Anaesthetists (FRCA) exam and finding it challenging to grasp the intricate details of human...



## Find Out Fascinating Facts with Awesome Trivia 142!

Written by: Your Name Do you love challenging your knowledge and discovering interesting facts about the world around us? Look no further! Awesome Trivia 142 has...



## The Moral Sense: An Essential Book for Nurturing Our Ethical Compass

In a world filled with complex moral dilemmas, it is crucial for us to understand and develop our moral sense. To navigate the intricacies of ethical decision-making, one book...

