

# How to Start a Home-Based Quilting Business - Home-Based Business Series

Are you passionate about quilting and want to turn it into a lucrative business venture? Running a home-based quilting business can be a fulfilling and profitable way to channel your creativity while enjoying the comforts of your own home. In this comprehensive guide, we will walk you through the essential steps to get your quilting business up and running.

## 1. Find Your Niche

Before starting your home-based quilting business, it's important to identify your niche. Take some time to research different quilting styles, techniques, and trends. Consider what makes your quilts unique and appealing to potential customers. Whether it's modern quilting, appliqué, or traditional designs, finding your niche will help you stand out in a competitive market.

## 2. Set Up Your Workspace

A dedicated workspace is crucial for running a successful home-based quilting business. Ensure you have a clean, well-lit area with sufficient storage for your fabric, tools, and supplies. Invest in a quality sewing machine, cutting table, and comfortable chair to ensure your comfort and efficiency while working on your quilts.



## How to Start a Home-based Quilting Business (Home-Based Business Series)

by George Jared (Kindle Edition)

★★★★☆ 4.2 out of 5

Language : English

File size : 2665 KB

Text-to-Speech : Enabled  
Screen Reader : Supported  
Word Wise : Enabled  
Print length : 208 pages  
Lending : Enabled



### **3. Build Your Quilting Skills**

Continuously improving your quilting skills is essential to keep up with customer demands and to produce high-quality quilts. Attend quilting workshops, join online communities, and read books and magazines to learn new techniques and stay inspired. The more skilled you become, the more confident you will be in creating exceptional quilts.

### **4. Source High-Quality Fabrics and Supplies**

When starting a quilting business, it's important to source high-quality fabrics and supplies to ensure the longevity and attractiveness of your quilts. Build relationships with reliable fabric suppliers who offer a wide variety of colors, patterns, and textures. Additionally, invest in high-quality threads, batting, and other quilting essentials to produce durable and visually appealing quilts.

### **5. Create a Professional Brand**

Establishing a professional brand is crucial for attracting customers and setting yourself apart in the quilting industry. Design a memorable logo, select a color scheme that represents your style, and create a cohesive brand identity that resonates with your target audience. Ensure your logo and branding elements are visible on business cards, packaging, and social media platforms.

### **6. Develop an Online Presence**

In today's digital world, having a strong online presence is essential for any business. Create a website showcasing your quilts and providing information about your services. Use high-quality images and include detailed descriptions of each quilt. Additionally, leverage social media platforms like Instagram and Pinterest to showcase your work and interact with potential customers.

## **7. Pricing Your Quilts**

Determining the right pricing for your quilts can be challenging but crucial for running a profitable business. Consider factors such as the cost of materials, the complexity of the design, and the amount of time invested. Research the market to understand the average price range for quilts of similar quality and size. Remember, pricing your quilts too low may undervalue your skills, while pricing them too high may deter potential customers.

## **8. Market Your Quilting Business**

Effective marketing is essential to generate awareness and drive sales for your quilting business. Attend craft fairs, quilting exhibitions, and local markets to showcase your beautiful quilts. Network with fellow quilters and join professional associations to expand your reach within the industry. Utilize social media platforms, email marketing, and collaborations with influencers to promote your brand and attract potential customers.

## **9. Provide Outstanding Customer Service**

Delivering exceptional customer service will not only lead to repeat business but also positive word-of-mouth recommendations. Communicate promptly and professionally with your customers, addressing any questions or concerns they may have. Pay attention to details and ensure your quilts are delivered as promised and surpass expectations. A satisfied customer is more likely to become a loyal advocate for your business.

## 10. Scale Your Business

As your home-based quilting business grows, consider scaling your operations to meet the increasing demand. Hire additional help if necessary, invest in new equipment and technology, and explore opportunities to offer additional products or services. Continuously monitor your progress, adapt strategies, and stay updated with quilting trends to stay ahead of the competition and sustain long-term success.

Starting a home-based quilting business requires dedication, creativity, and attention to detail. By following the steps outlined in this guide, you can turn your passion for quilting into a thriving business venture. Remember, success comes with continuous learning, adaptability, and a commitment to delivering exceptional quilts that exceed customer expectations. Embrace the journey and watch your quilting business flourish!



### How to Start a Home-based Quilting Business (Home-Based Business Series)

by George Jared (Kindle Edition)

★★★★☆ 4.2 out of 5

Language : English

File size : 2665 KB

Text-to-Speech: Enabled

Screen Reader: Supported

Word Wise : Enabled

Print length : 208 pages

Lending : Enabled




Quilting is big business. This book is for anyone who wants to turn their love for quilts into profit in a market that is viable and continues to grow. It will guide the

reader through all the aspects of setting up and running a thriving home-based quilting business.



## Unlocking the Secrets: Principles And Practice Oxford Monographs On Medical Genetics 65

In the world of medical genetics, staying informed about the latest research and practices is essential to providing the best care for patients. One invaluable resource that...



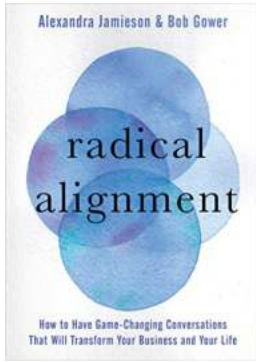
## Modern Poisons: A Brief Introduction To Contemporary Toxicology

Have you ever wondered about the invisible dangers surrounding us every day? Modern life is filled with countless chemicals that have become an integral part of our...



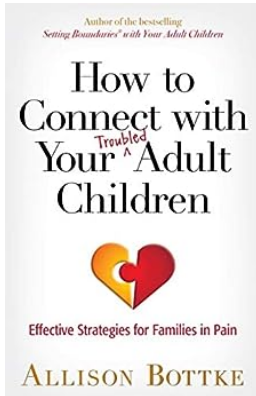
## The Intricate and Enlightening Exploration of The Philosophical Psychology Of Buddhism

Throughout the centuries, Buddhism has captivated individuals across the globe with its profound teachings, compassionate philosophy, and emphasis on personal growth and...



## How To Have Game Changing Conversations That Will Transform Your Business And

In today's fast-paced business world, effective communication is key to success. Whether you are interacting with employees, clients, or partners, having game-changing...




## Effective Strategies For Families In Pain

In today's fast-paced and demanding world, many families find themselves facing various challenges and sources of pain. Whether it be the loss of a loved one, financial...



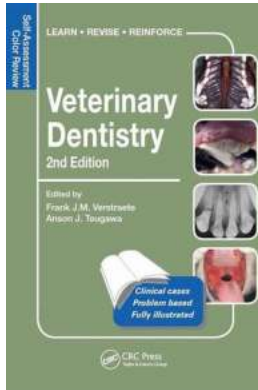
## Understanding Common Mortgage Terms: Your Ultimate Guide

Buying a home is an exciting milestone in life, but it can also be an overwhelming process. One of the key elements of this journey is understanding the various mortgage...



## The Fascinating Evolution of Cargo Liners: From Essential Trade Routes to Modern Marvels

Throughout history, cargo liners have played a crucial role in the global transportation of goods. These immense vessels have not only facilitated trade between countries...



## Discover the All-New Edition of the Veterinary Self Assessment Color Review

Are you a veterinary professional looking to enhance your diagnostic skills and improve patient care? Look no further! Introducing the second edition of the Veterinary Self...

how to start a homestead with no money