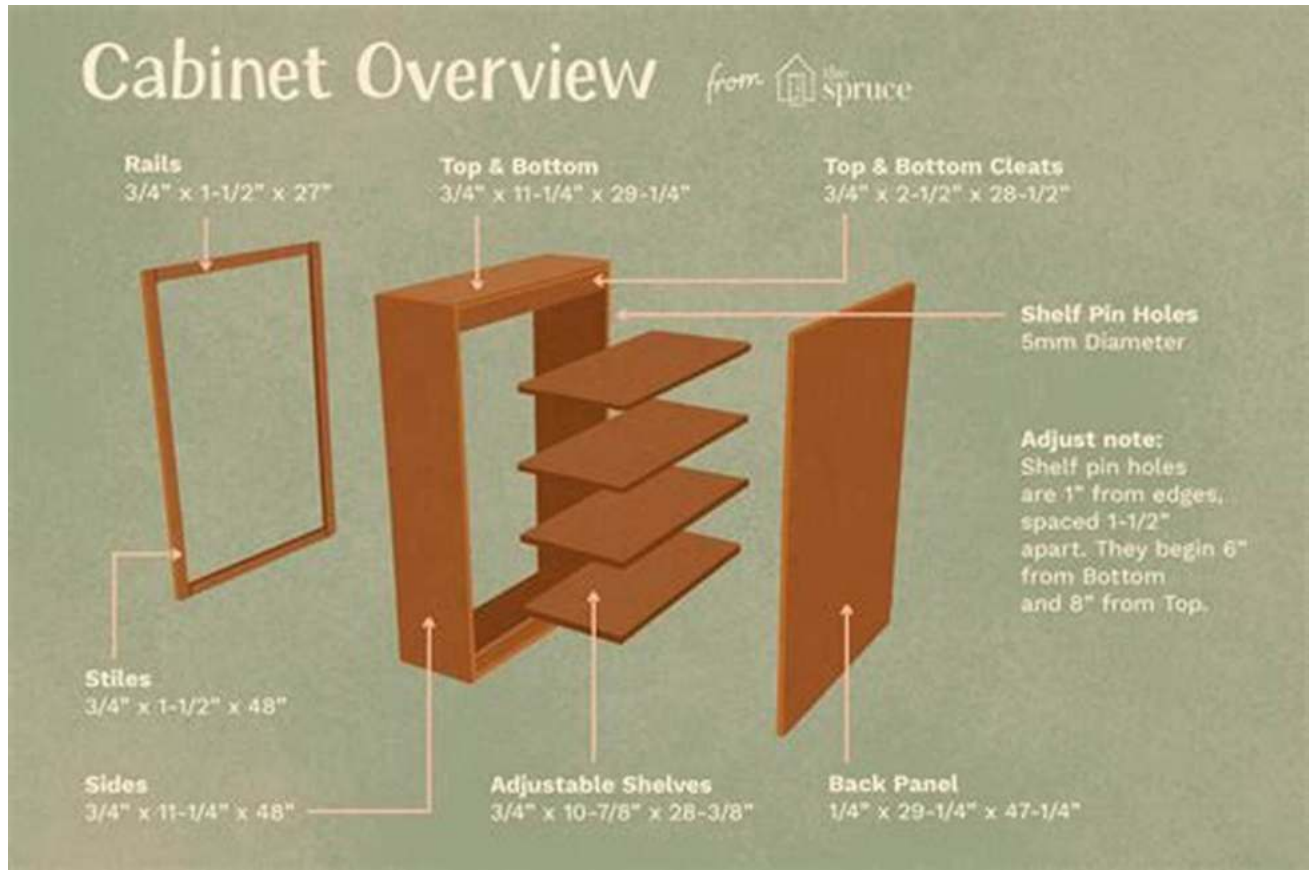


How To Build Cabinets And Furniture Building Confidence



Are you looking to enhance your woodworking skills and gain confidence in building cabinets and furniture? Building your own beautiful pieces of furniture can be a fulfilling and empowering experience. With the right knowledge, tools, and techniques, you can create custom pieces that showcase your creativity and craftsmanship. In this comprehensive guide, we will take you through the step-by-step process of building cabinets and furniture, helping you build the confidence to tackle any project.

1. Gather the Essential Tools and Materials



How to Build Cabinets and Furniture (BUILDING CONFIDENCE Book 8) by Dave Osborne (Kindle Edition)

★★★★☆ 4.1 out of 5

Language : English
File size : 5051 KB
Text-to-Speech : Enabled
Screen Reader : Supported
Enhanced typesetting : Enabled
Lending : Enabled
Print length : 216 pages



Before diving into your building project, ensure you have all the necessary tools and materials. The essential tools for cabinet and furniture building may include a miter saw, table saw, drill, chisels, tape measure, sander, clamps, and various hand tools. Gather high-quality wood, plywood, screws, nails, and other hardware needed for your specific project.

2. Designing and Measuring

Start by designing your piece of furniture on paper or using design software. Take accurate measurements and create a detailed plan. This step is crucial to ensure proper dimensions and fit. Make a list of all the components you will need and create a cut list for efficient material usage.

3. Cutting and Preparing the Materials



Using your measurements and cut list, start cutting the wood or plywood. Ensure each piece is cut accurately, as precision is key in achieving a professional-looking result. Use appropriate safety equipment, such as safety glasses and gloves, when operating power tools. Sand the edges of each piece for smooth finishing.

4. Joinery Techniques

There are various joinery techniques you can utilize to assemble your cabinet or furniture piece. Common techniques include pocket holes, dowels, mortise and tenon, biscuit joints, and dovetails. Learn about these techniques and choose the

one that best suits your project. Practice the joinery on scrap pieces before working on your final piece.

5. Assembly and Finishing



Once all the individual components are prepared, it's time to assemble them. Follow your design plan and use clamps or other holding mechanisms to ensure precise alignment. Use wood glue and appropriate hardware to secure the joints.

After assembly, sand the entire piece to smooth out any imperfections. Apply a finish of your choice, such as paint, stain, or varnish, to protect and enhance the wood's appearance.

6. Advanced Techniques and Customizations

As you gain confidence in building cabinets and furniture, you can explore advanced techniques and customizations that add a personal touch to your projects. These may include intricate joinery, carving, inlays, or the use of specialized tools. Continuously expand your knowledge and skills through research, workshops, and practice.

7. Maintenance and Care

Proper maintenance and care will ensure the longevity of your cabinets and furniture. Regularly clean the surfaces, repair any damages, and reapply protective finishes when necessary. Keep your tools well-maintained and organized to extend their lifespan and ensure optimal performance.

8. Showcasing and Sharing Your Work



Finally, proudly showcase and share your completed furniture projects. Display them in your home or participate in local exhibitions and craft fairs. Share your creations online through social media and woodworking communities. By sharing your work, you'll not only inspire others but also receive valuable feedback and ideas for future projects.

Building cabinets and furniture is an art form that allows you to express your creativity and develop practical skills. By following the step-by-step process outlined in this guide, you can build your confidence as a woodworker and create stunning pieces that reflect your personal style. Remember to start with simple projects and gradually challenge yourself with more complex designs. With dedication and practice, you'll soon be building cabinets and furniture with confidence!




How to Build Cabinets and Furniture (BUILDING CONFIDENCE Book 8) by Dave Osborne (Kindle Edition)

★★★★☆ 4.1 out of 5

Language : English
File size : 5051 KB
Text-to-Speech : Enabled
Screen Reader : Supported
Enhanced typesetting : Enabled
Lending : Enabled
Print length : 216 pages



The purpose of this book is to build confidence in those people wanting to construct their own framed or frameless Euro style cabinets. I discuss making your own counter top, as well. I also attached 11 of my furniture plans. I included some FAQs from our website which may help with your questions. I added some general tips and some safety tips, at the end.




Discover the Latest Advancements in Computational Vision and Medical Image Processing at Vipimage 2011: Unveiling the Future of Healthcare

Computational Vision and Medical Image Processing are driving forces in revolutionizing the healthcare industry. These cutting-edge technologies enable healthcare...



Learn To Deal With Insecurities | Social Anxiety in 90 Days | 90 Day Journals To

Do you constantly worry about what others think of you? Are you afraid of social situations and often find yourself feeling anxious or insecure? If so, you're not alone....




The Million Inventories Second Edition: Unleashing the Power of Your Imagination

Are you ready to embark on a journey that will unlock the limitless potential of your imagination? Look no further than The Million Inventories Second Edition, the...




Aero Beginning To Now - The Fascinating Journey of Thomas Brien

An to Aero Innovator - Thomas Brien In the world of aerospace engineering, there are only a few names that resonate with groundbreaking innovations, pushing the...



Master the Art of Evidence with Broun and Blakey Black Letter Outline!

Are you a law student struggling to understand the complex principles of Evidence? Look no further – the Broun and Blakey Black Letter Outline on Evidence 5th edition...




The Extraordinary Journey: Unraveling the Life of a Gentleman

Being a gentleman is more than just a title; it is a way of life. From the principles they adhere to, to their impeccable style and demeanor, the life of a gentleman is a...



Prison Life Hacks: Food Recipes, Workouts, Slang and More!

Prison life is often portrayed in movies and TV shows as monotonous and filled with hardships. However, the reality is that inmates have developed various life hacks to...



A Heartwarming Tale: The Extraordinary Journey of Father and Son

The bond between a father and his son is a journey that lasts a lifetime. It is a connection built on love, trust, and shared experiences. From the very beginning, a father...

[how to build cabinets](#)

[how to build cabinets for beginners](#)

[how to build cabinets for kitchen](#)

[how to build cabinets with drawers](#)

[how to build cabinets for garage](#)

[how to build cabinets above kitchen cabinets](#)

[how to build cabinets for laundry room](#)

[how to build cabinets with mdf](#)

[how to build cabinets with doors](#)

[how to build cabinets out of plywood](#)