

# Home Maintenance 101: Easy Fixes To 15 Common Household Problems

When it comes to maintaining your home, it's important to have a basic understanding of the common issues that can occur. From leaky faucets to squeaky doors, small problems can quickly become big headaches if not addressed in a timely manner.

In this article, we will provide you with easy fixes to 15 common household problems that you may encounter. By following these simple solutions, you can save time and money by handling these issues on your own.

## 1. Leaky Faucets

A dripping faucet not only wastes water but can also be irritating. The most common cause of a leaky faucet is a worn-out washer. To fix this problem, turn off the water supply, dismantle the faucet, and replace the washer. Remember to turn the water supply back on after completing the repair.



## Home Maintenance 101: Easy Fixes to 15 Common Household Problems by A.J. Hamler (Kindle Edition)

★★★★★ 5 out of 5

Language	: English
File size	: 492 KB
Text-to-Speech	: Enabled
Screen Reader	: Supported
Enhanced typesetting	: Enabled
X-Ray	: Enabled
Print length	: 52 pages
Lending	: Enabled



## **2. Creaky Doors**

Squeaky doors can be annoying, especially during the night. To fix this problem, all you need is some lubricant. Apply a small amount of lubricant on the hinges and slowly open and close the door to allow it to evenly distribute. This simple fix will eliminate those annoying creaking sounds.

## **3. Cracked Tiles**

If you have cracked tiles in your bathroom or kitchen, it's important to address them as soon as possible. Start by removing the damaged tile by breaking it into smaller pieces with a chisel and hammer. Clean the remaining adhesive and apply fresh adhesive. Finally, install a new tile and let it dry for at least 24 hours.

## **4. Stuck Windows**

If your windows are difficult to open or close, it might be due to a buildup of dirt and debris in the tracks. Start by cleaning the tracks with a vacuum cleaner or a brush. Then, apply a silicone-based lubricant to the tracks to allow smooth movement. This easy fix will make your windows glide effortlessly.

## **5. Moldy Grout**

Moldy grout in your bathroom or kitchen can be unsightly. To remove mold from grout lines, create a mixture of bleach and water in a spray bottle. Spray the affected area generously and let it sit for a few minutes. Scrub the grout lines with a brush and rinse with clean water. This easy fix will make your grout look brand new.

## **6. Running Toilet**

A running toilet can waste a significant amount of water and result in high water bills. To fix this issue, start by checking the flapper valve. If it's worn out, replace it with a new one. You can also adjust the float arm and chain to ensure proper water level and prevent continuous running. These simple adjustments will save you money in the long run.

## **7. Flickering Lights**

If your lights flicker or dim periodically, it could be due to loose connections. Start by turning off the power to the affected area. Check the connections at the fixture, switch, and electrical panel to ensure they are tight. If you find any loose connections, tighten them using a screwdriver. Finally, turn the power back on and enjoy a steady light.

## **8. Stained Carpet**

Stains on your carpet can be a headache to remove. However, with the right solution, it can be an easy fix. Start by blotting the stain using a clean cloth or paper towel. Avoid rubbing the stain as it can spread the color. Then, apply a carpet stain remover and gently scrub the area with a brush. Rinse the area with clean water and blot dry. Your carpet will look as good as new.

## **9. Dripping Showerhead**

If your showerhead is dripping, it's time to give it some attention. Start by removing the showerhead and soaking it in a mixture of vinegar and water. This will help dissolve any mineral deposits. Scrub the showerhead with a brush to remove any remaining debris. Finally, reattach the showerhead and enjoy a drip-free shower.

## **10. Jammed Garbage Disposal**

If your garbage disposal is jammed, it's important to fix it promptly to prevent further damage. Start by turning off the power to the disposal. Use a wrench to manually turn the disposal in both directions to loosen any obstructions. Once the disposal spins freely, turn the power back on and run water to ensure it's working properly.

## **11. Peeling Paint**

Peeling paint can make your walls look unsightly. To fix this problem, start by scraping off the loose paint using a putty knife. Sand the area to create a smooth surface and remove any remaining paint flakes. Apply a primer to the affected area before painting it with a matching color. Your walls will look fresh and vibrant.

## **12. Noisy Air Vents**

Noisy air vents can disturb the peace in your home. Start by removing the vent cover and cleaning it thoroughly. Check the ducts for any loose connections or obstructions. Tighten the screws and make sure the vents are properly aligned. This easy fix will ensure a quiet and comfortable living environment.

## **13. Squeaky Floors**

If your floors squeak whenever you walk on them, it's time to fix this common problem. Start by locating the floor joists underneath the squeaky area. Apply a generous amount of powdered graphite between the joists and the subfloor. This will lubricate the area and reduce friction, eliminating the squeaking noise.

## **14. Stuck Sliding Doors**

Sliding doors that get stuck can be frustrating to deal with. To fix this issue, start by cleaning the tracks with a vacuum cleaner or brush. Apply a silicone-based lubricant to the tracks to ensure smooth movement. If the problem persists, check for any misalignment or damaged rollers that might need replacing.

## 15. Clogged Drains

Clogged drains are a common household problem that can be easily fixed. Start by using a plunger to loosen any blockages. If that doesn't work, try using a plumber's snake to remove the clog manually. As a preventive measure, avoid pouring grease, hair, or large food particles down the drain. Regularly flush your drains with hot water to keep them clear.

By following these easy fixes, you can tackle common household problems without having to call a professional. Not only will you save money, but you'll also gain the satisfaction of maintaining your home on your own. Remember, prevention is key, so make sure to address these issues as soon as they arise to avoid any further damage.

With Home Maintenance 101: Easy Fixes To 15 Common Household Problems, you'll become a handy homeowner in no time!



### Home Maintenance 101: Easy Fixes to 15 Common Household Problems by A.J. Hamler (Kindle Edition)

★★★★★ 5 out of 5

Language	: English
File size	: 492 KB
Text-to-Speech	: Enabled
Screen Reader	: Supported
Enhanced typesetting	: Enabled
X-Ray	: Enabled
Print length	: 52 pages
Lending	: Enabled



## Review:

“Best \$3.99 I ever spent. I've always been good at leaky faucets and such, but the tips on squeaky floors, the "homemade" stud finder, cleaning clogged showerheads and tightening riveted handles alone were worth the price of admission. Lots of good info here, and excellent illustrations. Very helpful.” – Book Doc

## Product Description:

Owning your own home is empowering, but when something goes wrong it can be expensive and overwhelming. Every issue doesn't require a professional. “Easy Fixes to 15 Common Household Problems” will teach you to know when to call for help, and when you can do it yourself.

Covering plumbing, major appliances, cosmetic fixes and everyday annoyances from squeaky floors to leaky faucets, with this book you'll be able to deal with everything from loose door hinges to wobbly ceiling fans with confidence. Don't worry if you're a total beginner. The book includes an to essential tools and safety training for all of them. Don't be afraid of DIY – it's your home, and you can fix it yourself.

## Excerpt from the Book:

“Few things are more annoying than a noisy toilet – or more wasteful. The amount of water a running toilet wastes varies, but the U.S. Environmental Protection Agency reports that 200 gallons a day is about average. Let that problem continue for a month, and you'll pay for an extra 6,000 gallons a month. Yikes.

Running toilets take two forms. The first is a toilet that sometimes, but not always, continues to run after being flushed. Here the tank can't reach its automatic shutoff level because water is still draining from the tank. If jiggling the handle

stops the running, the problem is that the flush chain is too long. This fix is easy; no tools are required, and you don't need to shut off the water supply.”

Table of Contents:

Chapter 1: It Broke! What Do I do Now?

Chapter 2: Plumbing

Chapter 3: Floors, Walls and Ceilings

Chapter 4: Around the house

Chapter 5: Appliances

: Quick Fixes

Includes fixes for:

Running toilets

Dripping faucets

Squeaky floors

Sticking doors

Wobbly ceiling fans

Leaking refrigerators

And much, much more!

About the Author:


Originally a broadcast professional, A.J. Hamler has been a writer and editor for more than two decades, primarily in the areas of woodworking and home improvement. Hamler's articles have appeared in most of the woodworking and home-handyman magazines in the field, while his recent books include "The Box Builder's Handbook" (F&W, 2011), "Easy-to-Build Birdhouses (F&W, 2010) and "Civil War Woodworking" (Linden, 2009). He also served as editor of "The Collins Complete Woodworker" (HarperCollins/Smithsonian, 2007), and wrote the shooting script for the DVD "Plumbing Projects 1-2-3" (Home Depot, 2008). Not

all of Hamler's work is nonfiction -- writing as "A.J. Austin," he has published two science-fiction novels and numerous short stories. When not in his workshop or fixing something around the house, Hamler enjoys Civil War re-enacting, gourmet cooking, and performing as a stage and voice-over actor.




## Home Maintenance 101: Easy Fixes To 15 Common Household Problems

When it comes to maintaining your home, it's important to have a basic understanding of the common issues that can occur. From leaky faucets to squeaky doors, small problems...



## What Pujols And Peyton Can Teach Us About Wookiees And Wall Street


In a world full of unexpected correlations and unlikely connections, the overlap between sports and movies can often surprise us. Today, we will explore the fascinating...



## Exporting American Architecture: Planning History And Environment

Lorem ipsum dolor sit amet, consectetur adipiscing elit. Sed lacus arcu, ultricies ac velit vel, varius porta libero. Morbi a commodo nibh. In condimentum arcu...





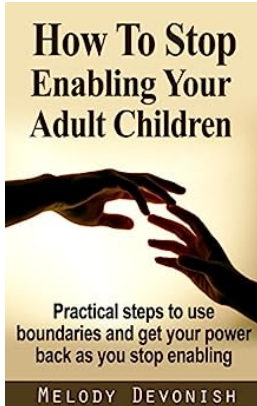
## The Debates That Defined America: Exploring the Impact of Simon & Schuster Lincoln Library

Throughout history, there have been numerous debates that have shaped the course of American society and politics. These debates have been pivotal in defining...




## The Universe of Music Marina Korsakova Kreyn: Unlocking the Secrets of the Melodious Cosmos

Step into a mystical journey through the captivating universe of music with Marina Korsakova Kreyn. Explore the depths of her enchanting melodies as we delve into the ethereal...




## Practical Steps To Use Boundaries And Get Your Power Back As You Stop Enabling

Enabling others can be a challenging habit to break. By constantly helping and supporting others, you may find yourself feeling drained, taken for...



## Discover the Unforgettable Journey of Raising Twins

When it comes to parenting, the joys and challenges are doubled when you have twins. From the moment you discover you are expecting two bundles of joy,...



## Unveiling the Postcolonial Magic: Transformations of Victorian Literature in Hollywood

From the magnificent mansions to the captivating fashion, there's something undeniably mesmerizing about the world of Victorian literature. The intricate language,...