

Full Construction Drawing Plans: A Comprehensive Guide to Building Your Dream Home

Are you ready to embark on the exciting journey of building your dream home? One of the most crucial steps in this process is creating full construction drawing plans. These plans serve as a blueprint for your project, detailing every aspect of your future home. In this comprehensive guide, we will explore the importance of full construction drawing plans and provide you with valuable insights to ensure a successful building experience.

Why Full Construction Drawing Plans Matter

Full construction drawing plans are more than just a set of drawings. They are a crucial component of the construction process, serving as a detailed roadmap for builders, architects, and other professionals involved in bringing your dream home to life. These plans provide precise measurements, dimensions, and specifications for every element of your home, from foundation to roof, ensuring accurate execution and minimizing potential errors.

By having comprehensive construction drawing plans, you eliminate guesswork and misinterpretations, avoiding costly mistakes that might arise during the construction process. These plans act as a communication tool between different parties involved in the project, ensuring everyone is on the same page and working towards the same goal. They lay the foundation for a smooth and efficient construction process, saving you time, money, and stress along the way.

**Modern Framhouse 3 Bed room & 2 bath room
House Floor Building plans : FULL**



3 BED ROOM & 2 BATH ROOMS

FULL CONSTRUCTION HOUSE PLAN

Email us:- kulran95@gmail.com



CONSTRUCTION DRAWING PLANS

by Alan Wolfelt (Kindle Edition)

★★★★★ 5 out of 5

Language : English

File size : 2057 KB

Print length : 8 pages

Screen Reader : Supported



Components of Full Construction Drawing Plans

Full construction drawing plans consist of several key components that cover every aspect of your future home. These components include:

1. **Site Plan:** This component provides an overview of your property, including its boundaries, existing structures, utilities, and other important features.
2. **Floor Plans:** These plans show each level of your home, including room layouts, dimensions, and placement of doors and windows. They determine the flow and functionality of your home's interior.
3. **Elevation Drawings:** Elevation drawings depict the exterior appearance and architectural details of your home, illustrating its overall style and design.
4. **Foundation Plans:** These plans outline the foundation system of your home, including footings, walls, and slabs. They ensure a solid and stable base for the rest of the structure.
5. **Structural Plans:** Structural plans detail the framing elements of your home, such as beams, columns, walls, and roof systems. They ensure structural integrity and safety.

6. **Mechanical, Electrical, and Plumbing (MEP) Plans:** These plans showcase the layout and specifications of the mechanical, electrical, and plumbing systems in your home, including heating, cooling, electrical outlets, and plumbing fixtures.
7. **Construction Details:** Construction details provide specific instructions and illustrations for construction elements such as staircases, doors, windows, and other finishes.

It's essential to ensure that all these components are clearly outlined and detailed in your construction drawing plans to avoid any confusion or potential issues during the construction process. If necessary, engage with an experienced architect or designer to ensure the accuracy and completeness of your plans.

How to Create Full Construction Drawing Plans

Creating full construction drawing plans requires a collaborative effort between you, the homeowner, and architects or designers. To ensure a seamless process, follow these steps:

1. **Identify Your Project Goals:** Clearly define your vision and needs for your future home. Consider factors such as the number of rooms, desired features, architectural style, and the overall functionality of the space.
2. **Engage with Professionals:** Collaborate with experienced architects or designers who specialize in residential construction. They can guide you through the process, offering valuable insights and expertise.
3. **Communicate Your Requirements:** Clearly communicate your vision to the professionals. Provide them with inspiration images, sketches, and any other relevant information to help them understand your design preferences.

4. **Review Preliminary Plans:** After initial discussions, the architects or designers will present preliminary plans. Evaluate them thoroughly, ensuring they align with your expectations and project goals.
5. **Refine and Finalize Plans:** Work closely with the professionals to refine the plans, making necessary adjustments based on your preferences and practicality. Once you are satisfied, finalize the plans for construction.

The Benefits of Clear and Comprehensive Construction Drawing Plans

Having clear and comprehensive construction drawing plans offers numerous benefits throughout the building process. Some of the key advantages include:

1. **Cost Savings:** By eliminating potential errors and misinterpretations, you can avoid costly mistakes during construction.
2. **Efficient Workflow:** Clear plans streamline the construction process, allowing builders and contractors to work more efficiently, saving time and resources.
3. **Enhanced Communication:** Construction drawing plans act as a common language, ensuring that everyone involved in the project understands the design and specifications.
4. **Design Flexibility:** Detailed plans provide an opportunity to visualize different design options and make informed decisions before construction begins.
5. **Higher Quality Construction:** With accurate plans, builders can accurately execute detailed design elements, ensuring a high-quality finished product.
6. **Peace of Mind:** Detailed plans provide reassurance and peace of mind throughout the construction process, knowing that your dream home is being built to your exact specifications.

In

Full construction drawing plans play a vital role in the successful completion of your dream home. By investing time and effort in creating clear, comprehensive plans, you can enjoy a seamless and stress-free construction process, resulting in a home that truly reflects your vision and meets your expectations. Collaborate with experienced professionals, communicate your design preferences, and ensure that all components of the plans are accurately detailed. By doing so, you will be well on your way to building the home of your dreams.



3 BED ROOM & 2 BATH ROOMS

FULL CONSTRUCTION HOUSE PLAN

Email us:- kuiran96@gmail.com



Modern Framhouse 3 Bed room & 2 bath room House Floor Building plans : FULL CONSTRUCTION DRAWING PLANS

by Alan Wolfelt (Kindle Edition)

★★★★★ 5 out of 5

Language : English

File size : 2057 KB

Print length : 8 pages

Screen Reader : Supported



PLEASE READ THE DESCRIPTION

**** HURRY UP !! THE GOOD CHANCE FOR YOU !! ****

We Give You The Entire File (AUTO CAD File), So You Can Edited By Your Self Or Your Architect, Contractor.

-----HOUSE MODEL - FPL - 09-----

AREA - 1080 Sqf. ft

HOUSE WIDE & LENGTH - 26' x 41' Feet

-----GROUND FLOOR-----

Bed Room 03 - Bath Room 02 - Verandah - Living Room - Dinning - Kitchen - Tv
Lobby

-----CONSTRUCTION HOUSE PLANS INCLUDE-----

- * Elevations
- * Original Auto CAD File ***
- * Floor Plan
- * Door & Window Schedules
- * Foundation Plan
- * Footing Details
- * Roof Framing Plan
- * Typical Cross Section
- * Typical Wall Section
- * Plans May Also Include 3D View Front
- * You Can Send Or Take This File To Any Local Printing Company That Prints A3,
A2 Size Pages.

-----SHIPPING POLICY-----

INSTANT DELIVERY EMAIL DELIVERY ONLY

PLEASE NOTE, BEFORE YOU PURCHASE


It Is Your Responsibility To Check With Your Local Building Codes.

Depending On Where You're Building, It's Best To Check With The City, H.O.A. Etc. To Insure Drawings Pass To Code Requirements. Master Cad File Is Provided For Future Modifications. Drawing May Require Standard Engineering.

-----TAGS ----


floor plans-house floor plans,home plans,small house plans,modern house plans,house plans for sale,house plans ranch,garage house plans,tiny house plans,tiny house,house design plans,farmhouse house plans,house building plans,southern house plans,best house plans,farmhouse plans,free house plans,2 bedroom house plans,cottage,house plans,barn house plans,basement house plans,house,plans 2 story,house plans one story,new house plans,3 bedroom house plans,tiny house design plans,butterfly house plans,southern living house plans 2020,farm house plans 2020,small Victorian house plans,house plans 2020,bird house plans,free house plans with two master suites,2200 sq ft house plans,squirrel house plans,1800 square foot house plans,house plans with 2 master suites,outdoor cat house plans,colonial style house plans,bluebird house plans,pool house plans,bluebird house,30x30 house plans,low country house plans,simple bird house plans,Mediterranean house plans ,multi family house plans,pole barn house floor plans,farmhouse floor plans,modern mountain house plans,southern living house plans 2020,create your own house planshouse plans 2020,,butterfly house plans,chalet house plans,4 bedroom house plans indian style,america best house plans,dfd house plans,drummond house plans,house plans in kenya,advanced house plans,30 x 40 house plans,indian house design plans free,house extension plans,house plans pdf,americas best house plans,unique house plans lake house floor plans,maramani house plans,house plans with two master

suites,1700 sq ft house plans,6 bedroom house plans,shed house plans,barndominium house plans,u shaped house plans



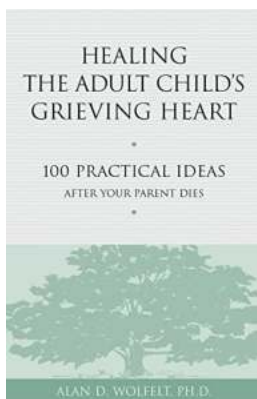
Coping With Grief Overload - Words Of Hope And Healing

Grief is an inevitable part of life. It is the deep sorrow we experience when we lose someone or something we hold dear. Whether it is the death of a loved...




Ten Essential Touchstones For Finding Hope And Healing Your Heart

In life, we all go through hardships and face moments of despair and pain. These experiences can leave us feeling lost, broken, and questioning our ability...



Healing The Adult Child Grieving Heart: A Journey of Self-Recovery

Click here to read the most comprehensive guide on understanding and healing the adult child grieving heart. Losing a parent is one of life's most challenging experiences....




100 Practical Ideas After Your Husband Or Wife Dies: Healing Your Grieving Heart

Losing a spouse is one of the most traumatic events a person can experience. The pain, grief, and emptiness that follow can be overwhelming. It is essential to find healthy...




[] - Art Easel Plan Alan Wolfelt: The Ultimate Guide to Building Your Own Art Easel

Are you a budding artist who is tired of struggling with limited canvas space or trying to balance your easel on an unstable surface? Look no further! In this...



When Your Pet Dies: Coping with the Loss of Your Beloved Companion

: Our pets are more than just animals; they are members of our family. They provide us with unconditional love, companionship, and joy. Therefore, when the time comes to...



Unlocking the Secrets of Extracellular Sugar Based Biopolymers Matrices in Biologically Inspired Systems 12

In the fascinating world of biologically inspired systems, researchers delve into the intricate webs of extracellular sugar-based biopolymer matrices. These complex...



Unveiling the Power of Networks of Collaborative Contracts for Innovation in International Studies

Networks of collaborative contracts have become an increasingly popular method for fostering innovation in the global marketplace. These networks enable businesses,...