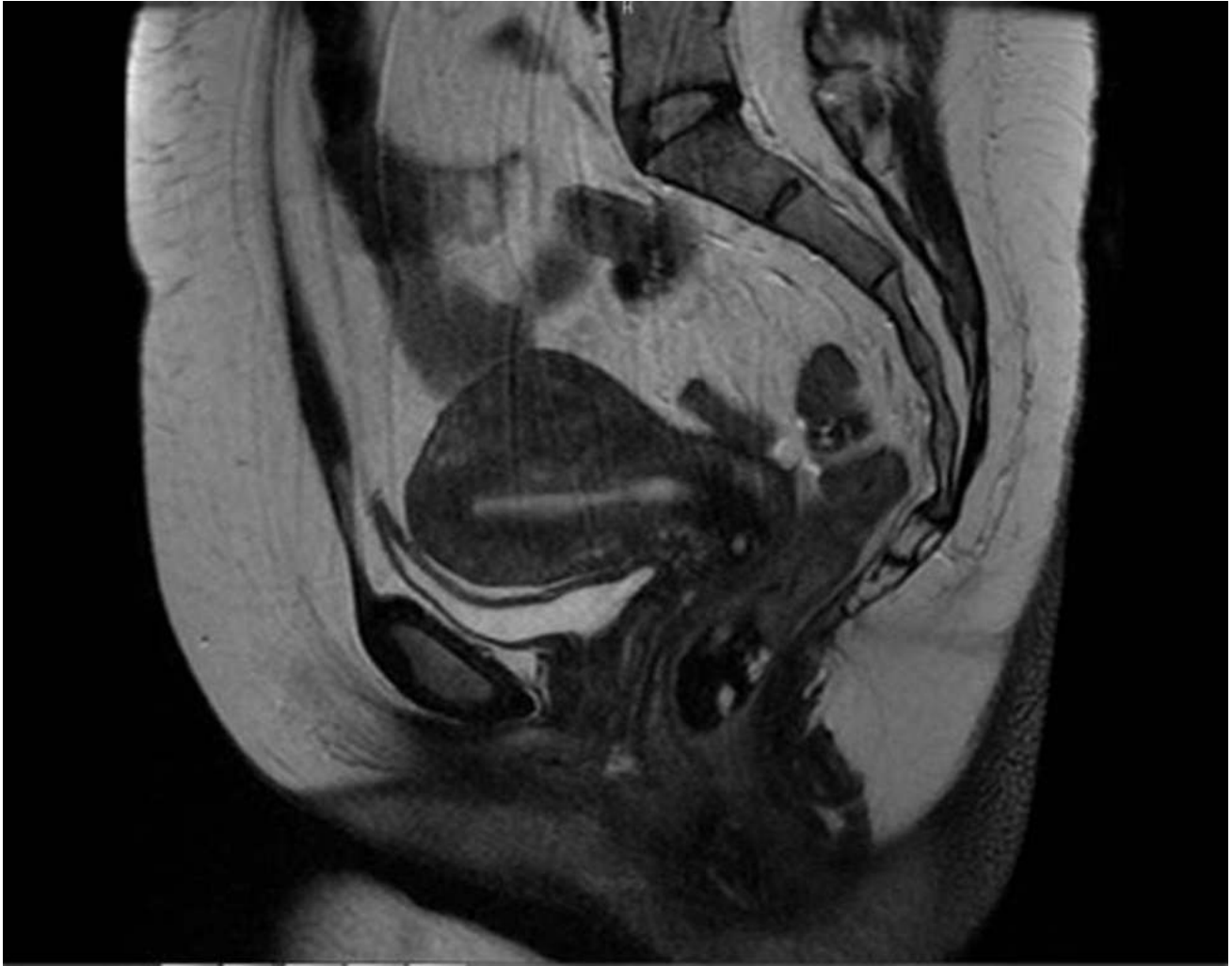



Female Pelvic Imaging: Unveiling the Intricacies - A Must-Read Issue of Radiologic Clinics of North America



Many women across the globe suffer from various pelvic health issues. The importance of accurate diagnosis and effective treatment cannot be overstated. In the world of radiology, advancements are being made constantly to enhance our understanding of female pelvic imaging and its role in managing and treating these conditions. One standout resource on this topic is the latest issue of Radiologic Clinics of North America.

The Rising Importance of Female Pelvic Imaging

Understanding the complexities of female pelvic anatomy is crucial for effective diagnosis and treatment of pelvic health conditions. The issue of Radiologic Clinics of North America focuses exclusively on female pelvic imaging, covering an array of topics such as gynecologic malignancies, endometriosis, pelvic floor dysfunction, and more.



Female Pelvic Imaging, An Issue of Radiologic Clinics of North America (The Clinics: Radiology Book 51) by Louis Richards (1st Edition, Kindle Edition)

★★★★☆ 4 out of 5

Language : English
File size : 17353 KB
Text-to-Speech : Enabled
Screen Reader : Supported
Enhanced typesetting : Enabled
Print length : 1147 pages



Accurate interpretation of imaging studies requires well-versed and experienced radiologists who are specialized in pelvic imaging. This issue serves as a comprehensive guide for radiologists seeking in-depth knowledge in the field.

The Latest Breakthroughs in Female Pelvic Imaging

The issue delves into the most recent breakthroughs in female pelvic imaging, shedding light on cutting-edge techniques and technologies used in the field. It provides radiologists with the necessary tools to accurately diagnose and treat various pelvic conditions.

One of the key areas covered in this issue is the role of Magnetic Resonance Imaging (MRI) in gynecologic malignancies. The advancement in MRI techniques, such as diffusion-weighted imaging and dynamic contrast enhancement, has revolutionized the detection and characterization of tumors.

Furthermore, the use of ultrasound in assessing endometriosis and pelvic floor dysfunction is thoroughly explored. Radiologists will gain valuable insights into the effective utilization of this modality in diagnosing and evaluating these conditions. The issue also emphasizes the benefits and limitations of different imaging techniques.

Expert Contributors and Authoritative Insights

The issue of Radiologic Clinics of North America on female pelvic imaging boasts contributions from renowned experts in the field. Their extensive experience and expertise enriches the content and ensures that radiologists receive the most up-to-date information.

From well-illustrated case studies to comprehensive reviews, the issue serves as a valuable resource for radiologists at all stages of their career. Furthermore, it provides a platform for academics and researchers to stay informed about the latest developments in female pelvic imaging.

Impact on Clinical Practice and Patient Outcomes


The knowledge gained from this issue has the potential to positively impact clinical practice, leading to improved patient outcomes. Accurate and timely diagnosis is critical to effectively manage pelvic health conditions and provide the most appropriate treatment plan for each patient.

Radiologists armed with the insights provided in this issue will be better equipped to identify conditions early, determine the stage of various diseases, and select the most optimal treatment options. This, in turn, can help minimize patient distress and improve overall quality of life.

The latest issue of Radiologic Clinics of North America focusing on female pelvic imaging is a game-changer in the field of radiology. Its comprehensive coverage, from gynecologic malignancies to pelvic floor dysfunction, makes it an invaluable resource for radiologists seeking to enhance their expertise in this area.

By keeping pace with the latest breakthroughs and insights, radiologists can provide accurate diagnoses and develop personalized treatment plans for women battling pelvic health issues.

Take the plunge into this groundbreaking issue for an illuminating journey into the intricacies of female pelvic imaging!



Female Pelvic Imaging, An Issue of Radiologic Clinics of North America (The Clinics: Radiology Book 51) by Louis Richards (1st Edition, Kindle Edition)

★★★★☆ 4 out of 5

Language : English
File size : 17353 KB
Text-to-Speech : Enabled
Screen Reader : Supported
Enhanced typesetting : Enabled
Print length : 1147 pages




Guest edited by Theodore Dubinsky and Neeraj Lalwani, this issue of Radiologic Clinics will examine the latest developments and best practices for female pelvic imaging. Topics include MR Imaging of Urethra and Peri-urethral Disorders, Placenta Evaluation on MR, Imaging of Female Infertility, Obstetric Complications, Imaging of Acute Abdomen in Pregnancy, Gestational Trophoblastic Disease, Updates in 3D Pelvic Sonography, Role of Interventional Procedures in Ob/Gyn, Ovarian Cystic Lesions, Gynecological Malignancies, PET Imaging for Malignancies, and MR Imaging of Pelvic Floor Dysfunction.




Imaging For Surgical Disease: A Guide to Louis Richards

Are you curious about the use of imaging techniques for diagnosing and treating surgical diseases? Look no further, as we delve into the world of Louis Richards, a renowned...



Fun Trivia Games With 10,000 Questions And Answers

Are you ready to put your knowledge to the test with fun trivia games? Look no further! In this article, we will explore the exciting world of trivia...



Female Pelvic Imaging: Unveiling the Intricacies - A Must-Read Issue of Radiologic Clinics of North America

Many women across the globe suffer from various pelvic health issues. The importance of accurate diagnosis and effective treatment cannot be overstated. In the...



Dishonored: The Return of Daud - A Riveting Sequel You Don't Want to Miss!

Dishonored, the critically acclaimed video game franchise developed by Arkane Studios, has captivated players with its immersive world, intricate storytelling,...



If It Is Free They Will Buy It

Who doesn't love free stuff? Whether it's a sample at the grocery store, a complimentary upgrade on a flight, or a free e-book download, receiving something at no cost...




Exclusive Create Of The Mp Curriculum

Are you tired of the same old curriculum that fails to engage students and prepare them for the real world? Well, get ready for a revolutionary change as we unveil the...



Product Design Portfolio - Alex Milton: Showcasing Innovation and Creativity

In the world of product design, standing out from the crowd is crucial. Consumers are constantly seeking innovative and creative solutions to their everyday...



Property Law And Race 2011 Aspen Coursebook - Revealing the Dynamic Relationship Between Discrimination and Property Rights

The Intersection of Property Law and Racial Justice Property law has always played a crucial role in shaping societies, economies, and communities. Throughout...