

Experiments In Impressionism Photographic Study Volume Art - Exploring the Splendor of Light and Color

Impressionism, an art movement that emerged in the late 19th century, transformed the way we perceive and interpret visual arts. Initiated by a group of passionate artists, this revolutionary art form sought to capture the fleeting effects of light and color on a canvas. The Impressionist painters believed that the true essence of a subject lies in the way it appears at a particular moment, urging them to depict their subjects with rapid brushstrokes that conveyed the ever-changing atmosphere.

While Impressionism primarily remained a domain of painting, there have been notable experiments in bringing this artistic style into the photographic realm. In this article, we will delve into the world of Impressionist photography and explore the captivating fusion of light, color, and motion that leaves a lasting impression on the viewer.

Impressionist Photography - An

Impressionist photography revolves around blending the principles of Impressionist painting with the unique capabilities of the photographic medium. By employing techniques such as long exposures, intentional camera movement, and experimental post-processing, photographers are able to evoke a dreamlike quality in their images. These techniques allow them to transform the scenes before their lenses into impressionistic masterpieces that showcase the interplay of light, color, and shape.



Experiments In Impressionism - A Photographic Study - Volume 3 (Art Book 7)

by Paul Moore (Kindle Edition)

★★★★☆ 4.5 out of 5

Language : English

File size : 2859 KB

Text-to-Speech : Enabled

Screen Reader : Supported

Enhanced typesetting : Enabled

Print length : 55 pages

Lending : Enabled



Similar to Impressionist painters, photographers aim to capture the evanescent beauty of their subjects, freezing a moment in time where light transforms the ordinary into the extraordinary. The resulting images are often ethereal, vibrant, and convey a sense of vitality as they depict motion and the ever-changing nature of the surrounding environment.

The Blending of Media - Painting with Light

One of the most significant achievements of Impressionist photography is the bridging of the gap between painting and photography. It allows photographers to become artists, using their cameras as brushes and the light as their paint. By actively manipulating the camera settings, photographers can create images that resemble Impressionist paintings.

The long exposure technique is particularly prevalent in Impressionist photography. By extending the exposure time, photographers can capture the movement of objects and light, blurring them to create mesmerizing effects. This

allows for a portrayal of motion and a playfulness with light that encapsulates the essence of Impressionism.

In addition to long exposures, intentional camera movement adds another layer of creativity to Impressionist photography. By deliberately moving the camera during the exposure, photographers are able to create abstract and expressive images. This technique effectively breaks the boundaries of traditional photography, resulting in photographs that are reminiscent of brushstrokes on a canvas.

The Many Faces of Impressionist Photography

Impressionist photography isn't limited to just landscapes or cityscapes. It can be applied to a wide range of subjects and genres, including portraiture, still life, and even abstract imagery. The versatility of this genre enables photographers to experiment and explore their creativity, making each image unique and captivating in its own way.

Portraiture, when approached with an Impressionist style, takes on a timeless quality. The soft focus, vibrant colors, and subtle blurs create an ethereal atmosphere that elevates the human form to a realm of artistic beauty. The impressionistic approach to portraiture breathes life into the subjects, capturing their emotions and adding an element of depth that surpasses the limitations of a traditional portrait.

Still life photography, with its focus on objects and arrangement, is another avenue through which impressionistic techniques can be applied. By utilizing intentional blurs and playing with light and shadow, photographers can transform an otherwise ordinary composition into a captivating visual experience. The interplay between form, color, and texture creates a whimsical and poetic essence, giving the viewer a sense of intrigue and mystery.

Impressionist Photography Techniques and Tips

For those looking to experiment with Impressionist photography, here are a few techniques and tips:

1. Utilize long exposures to capture motion and create painterly effects.
2. Experiment with intentional camera movement to add abstraction and spontaneity to your images.
3. Play with colors, light, and shadow to enhance the mood and atmosphere of your photographs.
4. Focus on capturing the essence of a moment rather than the details.
5. Explore different post-processing techniques to further enhance the impressionistic elements in your images.

The Endless Possibilities of Impressionist Photography

Impressionist photography offers a vast landscape of possibilities for photographers to explore. Through the fusion of light, color, and motion, photographers can create images that evoke emotions, challenge perception, and transport the viewer to a realm of dreams and imagination.

If you're passionate about art and photography, take a leap into the world of Impressionist photography. Immerse yourself in the splendor of light and color, and let your creativity flow as you experiment and capture the essence of the moment.

Keywords: impressionism art, impressionist photography, artistic experimentation, capturing light and color, blending of media, impressionist techniques, experimental photography, capturing motion, exploring creativity, impressionist portraits



Experiments In Impressionism - A Photographic Study - Volume 3 (Art Book 7)

by Paul Moore (Kindle Edition)

★★★★☆ 4.5 out of 5

Language : English
File size : 2859 KB
Text-to-Speech : Enabled
Screen Reader : Supported
Enhanced typesetting : Enabled
Print length : 55 pages
Lending : Enabled



Approximately 55 pages with about 50 color images – this book is entirely pictorial.

From the first instant that I saw the work of Monet and Renoir in an art gallery decades ago I was astonished and admired the work so intently that I resolved to create some images that would at least attempt the world of impressionism even though I must describe myself as much more of an ‘Ansel Adams’ acolyte. The following images are the result. For those who are interested in such things, all the images contained herein were taken with a wide variety of cameras ranging from a Nikon F3 35mm film camera through a Nikon N8008.


The author began photography and photo-journalism in early 1963 when he accepted an offer from his local newspaper to write about and photograph sports events at the Arizona high school where he was a junior. After a stint in the service, he had an opportunity to study photography and printing techniques with

Bernard Hoffman, a true gentleman and scholar, and one of the earliest staff photographers for Life Magazine.

Since that time he has had thousands of photographs and hundreds of articles published by more than 60 national and international periodicals. He was also a contributing editor for one of them for more than ten years. Topics ran the gamut from professional sports, medicine, archeology, and photography to science.


After twenty years away from Arizona he returned in 1985 and it has been the base from which all his photographic excursions are launched. Along with many others he has embraced digital photography but can still be seen, from time to time, peering through the ground glass of a large format camera, hoisting a large medium format 6x7, or indeed still using a 35mm film camera.

The photographer currently has fine art photography on exhibit at The Center for Fine Arts in Globe, Arizona, and is currently represented by more than ten stock photo agencies where he has more than 13,000 photographs available for commercial use.




Explore the Enchanting Beauty of Little Bit Of Arizona Volume 42

Little Bit Of Arizona Volume 42 takes you on an incredible journey to the depths of the stunning landscapes and rich culture of Arizona. This edition brings you exclusive...



Beautiful Images of Asilomar and Big Sur that Will Take Your Breath Away!

The captivating coastal landscapes of Asilomar and Big Sur hold endless opportunities for stunning photography. With their scenic views, pristine beaches,...



Experience the Breathtaking Beauty of Sedona in Autumn

The enchanting town of Sedona, nestled in the heart of Arizona, is a true paradise for nature enthusiasts, adventure seekers, and those seeking a therapeutic escape. When...



Unveiling the Ancient Wonder: Explore Tuzigoot National Monument in Arizona

Arizona, known for its breathtaking landscapes and rich history, is home to numerous hidden gems waiting to be discovered. One such gem is the Tuzigoot National Monument, a...




The Arizona Collection Volume Paul Moore: A Captivating Journey Through the Heart of the Southwest

The mesmerizing landscapes of Arizona have long been a source of artistic inspiration, capturing the imagination of artists from around the world. One such artist, Paul Moore,...




The Legendary Hurricane Hawker Fighter: The Remarkable Story of Paul Moore

When it comes to the heroes of World War II, a name that stands out in the annals of aviation history is Paul Moore, the legendary pilot who flew the Hurricane...



Dwight Eisenhower: An Associated Press Biography

The Life and Legacy of Dwight Eisenhower Dwight D. Eisenhower, commonly known as "Ike," was a highly influential figure in American...



Unveiling the Mesmerizing Beauty of Asilomar and Big Sur: A Visual Delight

California's central coast is home to some of the most stunning natural wonders in the world. Among them, Asilomar and Big Sur hold a special place, offering...