


Everything You Need To Know About Moth Orchids Gardening: How To Water

Moth orchids, scientifically known as Phalaenopsis, are some of the most popular and beautiful orchids that you can find in homes, gardens, or even as decorative indoor plants. Their unique appearance, vibrant colors, and long-lasting blooms make them a favorite among orchid enthusiasts and gardeners alike.

However, to keep your moth orchids thriving and blooming, it is essential to understand their watering needs. Incorrect watering can lead to root rot, wilting, and even the death of your plants. In this article, we will cover everything you need to know about watering moth orchids to ensure their health and longevity.

Understanding the Watering Needs of Moth Orchids

Moth orchids are native to tropical regions, where they grow on tree branches or rocks. They have adapted to a specific set of conditions that must be replicated when they are cultivated indoors or in gardens. One of the most critical aspects of their care is providing them with appropriate water.



Phalaenopsis Care for Beginners: Everything You Need to Know About Moth Orchids Gardening, How to Water Phalaenopsis orchids, Orchid Fertilizing, Easy and Long-lasting Blooming, Repotting, and more by Milky Green (Kindle Edition)

★★★★☆ 4.2 out of 5

Language : English
File size : 8461 KB
Text-to-Speech : Enabled
Screen Reader : Supported
Enhanced typesetting : Enabled

Print length : 47 pages
Lending : Enabled



Like most orchids, moth orchids prefer a moist environment. However, they are epiphytes, which means they do not grow in soil. Instead, they have specialized roots that absorb moisture from the air and water stored in their natural environment.

When watering your moth orchids, it is crucial to strike the right balance between providing enough moisture for their needs without overwatering them or causing waterlogged roots.

Key Tips for Watering Moth Orchids

1. **Observe the potting mix:** Before watering, check the potting mix to assess moisture levels. Stick your finger about an inch into the mix—if it feels dry, it's time to water. If it still feels moist, hold off watering for a couple more days.
2. **Water quality:** Use distilled water or rainwater instead of tap water, as moth orchids are sensitive to chemicals found in tap water. If using tap water is unavoidable, let it sit out overnight to allow chlorine to dissipate.
3. **Soak and drain method:** When watering, submerge the pot in water for about 10-15 minutes, allowing the potting mix to absorb moisture thoroughly. Then, remove the pot from the water and let it drain completely. Avoid leaving the pot sitting in standing water, as this can lead to root rot.
4. **Watering frequency:** Moth orchids generally require watering once a week, but this can vary depending on factors such as temperature, humidity, and potting

mix composition. Pay attention to your specific environment and adjust the watering frequency accordingly.

5. Chunky potting mix: Use a well-draining potting mix specifically formulated for orchids. Avoid heavy potting soils that can retain excess moisture and suffocate the roots. Orchid bark, sphagnum moss, and perlite are often suitable components for the potting mix.

6. Air circulation: Adequate airflow is crucial for moth orchids to prevent the growth of fungal diseases. Ensure proper ventilation around your plants and avoid overcrowding them.

Signs of Overwatering and Underwatering


Knowing the signs of overwatering and underwatering is essential to adjust your watering routine and prevent any harm to your moth orchids.

Overwatering can cause several issues such as yellowing leaves, root rot, and the appearance of black spots on leaves or flowers. If you notice these signs, reduce watering frequency and ensure sufficient drainage to allow the roots to dry out.

Conversely, underwatering can lead to wrinkled or shriveled leaves and a lack of blooms. If you observe these signs, increase your watering frequency and check the moisture levels of the potting mix more frequently.

Watering moth orchids properly is crucial for their overall health and successful growth. By understanding their specific watering needs, observing their potting mix, and adjusting watering frequency according to environmental factors, you can keep your moth orchids thriving and blooming throughout their lifespan.

Remember to provide distilled water or rainwater when possible, use a suitable well-draining potting mix, and ensure adequate air circulation to prevent any water-related issues. With the right care and attention, your moth orchids can bring beauty and joy to your home or garden for years to come.



Phalaenopsis Care for Beginners: Everything You Need to Know About Moth Orchids Gardening, How to Water Phalaenopsis orchids, Orchid Fertilizing, Easy and Long-lasting Blooming, Re-potting, and more by Milky Green (Kindle Edition)

★★★★☆ 4.2 out of 5

Language	: English
File size	: 8461 KB
Text-to-Speech	: Enabled
Screen Reader	: Supported
Enhanced typesetting	: Enabled
Print length	: 47 pages
Lending	: Enabled



EASY STEP BY STEP GUIDE FOR GROWING PHALAENOPSIS ORCHIDS!

"Phalaenopsis Care for Beginners" is your simple hassle-free guide for growing, blooming, and propagating your magnificent Phalaenopsis orchids!

Are you constantly struggling to make your orchid grow and bloom properly? Or maybe you have a brand new Phalaenopsis plant and you have no clue what to do with it?


Worry not! This is exactly what you need!

No more confusion! Everything you need to know to grow your orchids in one place!

THIS BOOK WILL TEACH YOU HOW AND ANSWER ALL YOUR BURNING QUESTIONS:


- > Where to place your orchid in order to supply it with the best conditions?
- > How and when to water your orchid? One of the most controversial topics!
- > How and when to fertilize your orchid to ensure its proper growth and long-lasting blooming?
- > How and when to re-pot your orchid?
- > How to help your orchid bloom continuously year after year?
- > How and when to propagate your orchid? It's not that scary as you think!
- > How to properly treat and prevent the most common issues?
- > and so much more!

GRAB YOUR COPY AND START YOUR ORCHID GROWING JOURNEY THE RIGHT WAY!



The Political Possibility Of Sound Fragments Of Listening: How Engaging with Sonic Experiences can Shape our Understanding of Politics

When it comes to politics, we often think of debates, speeches, and written manifestos. We associate political engagement with reading, discussing, and analyzing written...



Go To Sleep Bedtime Bear 11: The Perfect Companion for Peaceful Nights

Bedtime can sometimes be a challenging moment for both kids and parents. When the world around us gets too busy, finding comfort and tranquility can become a real...




10 Fundraising Ideas: Strategies to Raise Money

Are you in need of innovative and effective fundraising ideas to raise money for your organization or cause? Look no further! In this article, we will present ten powerful...



The Astonishing Hidden Details in Harry Clarke Stained Glass Artworks

Harry Clarke was an exceptional stained glass artist whose works continue to mesmerize art enthusiasts even after nearly a century. His intricate and masterful designs are...



Sculpting With Light Techniques For Portrait Photographers

Portrait photography is an art that allows photographers to capture the essence of their subjects. While there are various factors that contribute to a successful portrait,...




100 Things We've Lost to the Internet

With the rapid advancement of technology and the widespread use of the internet, our lives have undoubtedly changed. While the digital age has brought...



What Wish Other Moms Knew

Being a mom is a wonderful and fulfilling experience, but it also comes with its fair share of challenges and difficulties. No matter how much preparation and research you do...



Everything You Need To Know About Moth Orchids Gardening: How To Water

Moth orchids, scientifically known as Phalaenopsis, are some of the most popular and beautiful orchids that you can find in homes, gardens, or even as decorative indoor...