


Discover the Ultimate Guide to the Diagnosis and Management of Ocular Motility Disorders



Do you often experience difficulties with your eye movements? Are you curious about what might be causing it and how to effectively manage it? Look no further, as this comprehensive guide will take you through the fascinating world of ocular motility disorders, exploring their diagnosis and management.

Understanding Ocular Motility Disorders

Ocular motility disorders refer to a range of conditions affecting the ability of the eyes to move smoothly and accurately. These disorders can manifest in various ways, from a transient diplopia (double vision) to more severe cases of strabismus (crossed or misaligned eyes).



Diagnosis and Management of Ocular Motility

Disorders by Alec M. Ansons (4th Edition, Kindle Edition)

★★★★★ 5 out of 5

Language : English
File size : 14834 KB
Text-to-Speech : Enabled
Screen Reader : Supported
Enhanced typesetting: Enabled
Print length : 729 pages
Lending : Enabled



There are several potential causes of ocular motility disorders, including muscle weakness, nerve damage, trauma, or even genetic factors. Understanding the underlying cause is crucial for accurate diagnosis and effective management.

Diagnosing Ocular Motility Disorders

Accurate diagnosis of ocular motility disorders requires a thorough examination by an experienced eye specialist or optometrist. During the comprehensive eye examination, several specific tests will be conducted to assess various aspects of eye movements and alignment.

One of the key tests used in the diagnosis of ocular motility disorders is the Hirschberg test, which determines the degree of ocular misalignment by assessing the position of the corneal light reflex. Additional tests may include visual acuity assessment, cover test, and ocular motility exam, providing valuable information about eye movements and their limitations.

Advanced imaging techniques, such as magnetic resonance imaging (MRI) or computed tomography (CT) scans, may also be utilized in complex cases to

identify any structural abnormalities or lesions.

Treatment Options and Management Strategies

Once a diagnosis has been made, suitable treatment options will be recommended based on the underlying cause and severity of the ocular motility disorder. Here are some common management strategies:

Vision Therapy:

For mild to moderate ocular motility disorders, vision therapy can be a highly effective non-surgical treatment option. Vision therapy involves a series of exercises and activities designed to improve eye coordination and strengthen specific eye muscles. Under the guidance of a trained vision therapist, individuals can see significant improvements in their eye movements over time.

Prism Glasses:

Prism glasses are often prescribed to individuals with certain ocular motility disorders, particularly those with mild to moderate deviations or misalignments. These specialized lenses can bend incoming light, helping to align the images perceived by both eyes and reduce double vision. Prism glasses provide relief for many individuals and can significantly improve visual comfort and quality of life.

Botulinum Toxin Injections:

In some cases of ocular motility disorders, botulinum toxin injections may be required. This treatment involves injecting botulinum toxin into specific eye muscles to weaken them temporarily. By weakening the overactive eye muscles responsible for misalignment or erratic movements, botulinum toxin injections can help restore more balanced eye movements.

Surgical Interventions:


Severe cases of ocular motility disorders may require surgical interventions to correct eye misalignment or strengthen weak eye muscles. These procedures are typically performed by experienced ophthalmologists specializing in oculoplastics and strabismus surgery. Surgical options can include muscle resections, repositioning, or even using adjustable sutures to fine-tune the final alignment.

Living with Ocular Motility Disorders

While ocular motility disorders can be challenging, many individuals lead successful and fulfilling lives with proper diagnosis and management. Regular eye examinations and follow-ups are essential to monitor progress and make any necessary adjustments to the treatment plan.

Support groups and counseling services are also valuable for individuals and families navigating the emotional and social aspects of living with ocular motility disorders. Connecting with others who share similar experiences can provide a sense of community and understanding.

Ocular motility disorders can significantly impact an individual's quality of life, but with improved understanding and advancements in diagnosis and management, there is hope for those affected. Remember, accurate diagnosis and a tailored treatment plan are key to effectively managing ocular motility disorders and maintaining healthy eye movements.



Diagnosis and Management of Ocular Motility

Disorders by Alec M. Ansons (4th Edition, Kindle Edition)

★★★★★ 5 out of 5

Language	: English
File size	: 14834 KB
Text-to-Speech	: Enabled
Screen Reader	: Supported
Enhanced typesetting	: Enabled
Print length	: 729 pages

Lending

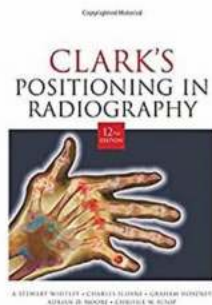
: Enabled



This comprehensive, clinically-grounded textbook, now in its fourth edition, supports orthoptists and ophthalmologists in decision-making through the patient care process, from presentation to discharge.


Written by authors with extensive experience in teaching and research, *Diagnosis and Management of Ocular Motility Disorders* offers a clear and practical overview of assessment and management principles and further explores the clinical features of specific disorders, from amblyopia and infantile strabismus to supranuclear and infranuclear disorders, as well as other miscellaneous disorders of ocular movement. A brand new chapter on congenital cranial dysinnervation disorders reflects recent advances in gene mapping and increased understanding of this condition, and a new appendix provides surgical dose tables for easy reference.

Now in full colour throughout, with additional diagrams and photographs of surgical techniques, this remains the key reference text for orthoptic and ophthalmic professionals managing patients with eye movement disorders.




The Ultimate Guide to Clark Positioning in Radiography 12th Edition

Are you an aspiring radiographer looking to enhance your knowledge and skills? Look no further than the 12th edition of Clark Positioning in Radiography. This...




Republicans, Sultans, and Empires in Oman (1965-1976): Exploring a Forgotten Era

The history of Oman is a tapestry of rich cultural heritage, marked by the intriguing interplay between Republican ideals, the traditional Sultanate rule, and the shadows of...




Discover the Ultimate Guide to the Diagnosis and Management of Ocular Motility Disorders

Do you often experience difficulties with your eye movements? Are you curious about what might be causing it and how to effectively manage it? Look no further, as this...




They Don't Hear Her Cries: Unveiling the Silent Suffering of Women

WARNING: The following content may contain sensitive topics for some readers. Reader discretion is advised. Imagine a world where your plea for help falls on deaf ears,...




Uncover the Hidden Gems of the Choctaw Language: A Comprehensive Guide to the Dictionary and Grammar

The Choctaw language, an indigenous language spoken by the Choctaw Native American tribe, is a rich and vibrant part of cultural heritage that deserves recognition and...



The Art Of Orna Ben Shoshan: A Mesmerizing Exploration of Color, Emotion, and Spirituality

Orna Ben Shoshan is not just an artist; she's a magician who weaves her enchanting spells on canvas, invoking emotions, thoughts, and a deep spiritual connection with her...



Step By Step Instructional Guide For Beginners And Seniors To Master The

Are you a beginner or a senior looking to master the art of ? Look no further! In this comprehensive guide, we will take you through a step-by-step instructional...



The Psychiatrist Andy Jacobson: Unlocking the Secrets of the Mind

When it comes to mental health and well-being, few individuals have made as significant an impact as Dr. Andy Jacobson. With his extensive knowledge, compassionate approach,...