


# Discover the Ultimate Collection of 64 Patterns For Fat Quarters, Charm Squares, Jelly Rolls, and Layer Cakes!

Are you a passionate quilter looking for inspiration and new projects to take on? Look no further! In this article, we've compiled an extensive collection of 64 patterns specifically designed for fat quarters, charm squares, jelly rolls, and layer cakes. Whether you're a beginner or an experienced quilter, you're sure to find something that suits your taste and skill level here!

Before we dive into the treasure trove of patterns, let's take a closer look at what makes fat quarters, charm squares, jelly rolls, and layer cakes so appealing to quilters of all levels.

## What are Fat Quarters?

A fat quarter is a type of quilting fabric that measures 18 x 22 inches. Unlike regular quarter-yard cuts, fat quarters are cut from one yard of fabric, but instead of being cut into four pieces, they are cut in half width-wise (along the fold) and then in half length-wise. This unique cut provides more versatility and allows quilters to use larger patterns and designs in their projects.



## Perfect Quilts for Precut Fabrics: 64 Patterns for Fat Quarters, Charm Squares, Jelly Rolls, and Layer Cakes by That Patchwork Place (Kindle Edition)

★★★★☆ 4.6 out of 5  
Language : English  
File size : 61510 KB  
Text-to-Speech : Enabled  
Screen Reader : Supported  
Enhanced typesetting : Enabled



## **Charm Squares Explained**

Charm squares are ready-made fabric squares that usually measure 5 x 5 inches. They are commonly sold in packs and often feature coordinated designs or color schemes. These pre-cut squares are great for quilters who enjoy working with a variety of prints without the need for extensive cutting.

## **Jelly Rolls and Their Benefits**

A jelly roll consists of 2.5-inch-wide fabric strips that are rolled up like a mini log. These strips are usually cut across the entire width of the fabric, allowing for variety and ease of use. Jelly rolls are perfect for creating quilts with strip piecing techniques, and they save precious time that would otherwise be spent on cutting individual strips for projects.

## **The Versatility of Layer Cakes**

Layer cakes are pre-cut squares of fabric, usually measuring 10 x 10 inches. They offer a broader range of design options compared to charm squares, thanks to their larger size. Layer cakes are ideal for quilters who want to showcase bold prints or create intricate piecing work.

## **A Pattern for Every Quilter**

Now, let's explore the vast array of patterns we've compiled for you. From classic designs to modern twists, we've included traditional, contemporary, and unique patterns that cater to various tastes and preferences.

Here's a sneak peek at some of the patterns you'll find in this collection:

1. **Geometric Delight:** Create a striking quilt using charm squares arranged in a geometric pattern. This pattern is perfect for showcasing bold prints.
2. **Fat Quarter Fiesta:** Make a festive quilt with vibrant fat quarters, perfect for adding a pop of color to any room.
3. **Jelly Roll Joy:** Dive into strip piecing with this jelly roll pattern, resulting in a mesmerizing quilt full of color and texture.
4. **Layer Cake Extravaganza:** Showcase your love for intricate designs with this layer cake quilt, combining delicate piecing and stunning prints.

These are just a few examples of the patterns awaiting you in our collection. Each pattern is accompanied by step-by-step instructions, detailed fabric requirements, and helpful tips to ensure your quilting experience is as seamless as possible.


## **Embrace Your Creative Side**

Quilting is a rewarding hobby that allows you to unleash your creativity and create beautiful, functional pieces. With these patterns, you'll have endless possibilities to explore and experiment with different fabrics, color combinations, and techniques.

Whether you prefer traditional quilts, modern designs, or something in between, our collection has something for everyone. From stunning bed quilts to cozy throws and wall hangings, you'll find patterns to suit every occasion and style.

With 64 meticulously curated patterns tailored for fat quarters, charm squares, jelly rolls, and layer cakes, you'll never run out of exciting projects to tackle. Say goodbye to the frustration of searching for patterns that cater to these specific fabric cuts and embrace the joy of quilting with our ultimate collection.

Get ready to unleash your creativity, dive into new techniques, and embark on a quilting journey like no other. Start exploring the patterns today and let your quilting adventures begin!



## Perfect Quilts for Precut Fabrics: 64 Patterns for Fat Quarters, Charm Squares, Jelly Rolls, and Layer Cakes by That Patchwork Place (Kindle Edition)

★★★★☆ 4.6 out of 5

Language : English  
File size : 61510 KB  
Text-to-Speech : Enabled  
Screen Reader : Supported  
Enhanced typesetting : Enabled  
Print length : 258 pages



Just like those colorful fabric bundles no quilter can resist, here's an array of tantalizing quilts all bundled into one must-have book. Find exciting quilt patterns by Cassie Barden, Audrie Bidwell, Kim Brackett, Mary J. Burns, Lesley Chaisson, Jodi Crowell, Sara Diepersloot, Susan Teegarden Dissmore, Victoria L. Eapen, Amy Ellis, Mary Etherington and Connie Tesene, Krista Fleckenstein, Cornelia Gauger, Regina Girard, Mary Green, Barbara Groves and Mary Jacobson, Jeanne Large and Shelley Wicks, Nancy J. Martin, Terry Martin, Carrie Nelson, Susan Pfau, Claudia Plett and Le Ann Weaver, Rebecca Silbaugh, Adrienne Smitke, Karen Costello Soltys, and the staff at That Patchwork Place®.


- Make the most of fat quarters, fat eighths, 5" and 10" squares, and 2 1/2" strips

- Suit your style with 64 different projects, brilliantly organized by the cut of fabric
- Enjoy specially selected designs that are ideal for precut fabrics or for cutting your stash down to size




## The Joyful Craft: Exploring the Big World of Hand Embroidery Projects

Are you looking to immerse yourself in a creative pursuit? Hand embroidery projects provide a delightful opportunity to express your artistic flair and enhance your...



## Preventive and Legal Perspectives: Safeguarding Our Society for a Brighter Future

In today's ever-changing world, it is imperative to have preventive and legal perspectives that work hand in hand to safeguard our society. The complexities and challenges we...




## Unlock the Secrets of Motivation: The Ultimate Guide by Alfred Tauber

Have you ever wondered how some people manage to stay motivated and achieve their goals, while others struggle to find the drive to start? Motivation is an essential...




## Effortlessly Chic: Your Essential Style Guide

Do you ever look at those women who always seem to have the perfect outfit put together without even trying, and wonder how they do it? The secret lies in effortlessly chic...




## Ultimate Survival Guide Tutorial With Secret Tips And Tricks You Might Not Have

Welcome to the ultimate survival guide! In this comprehensive tutorial, we will equip you with secret tips and tricks that you might not have known before....



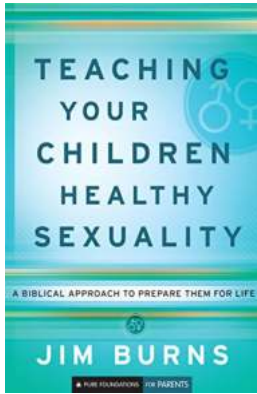
## Revised And Expanded Second Edition - The Ultimate Guide

Have you ever wished for a more comprehensive edition of your favorite book? If so, you're in for a treat! The highly anticipated Revised And Expanded Second Edition is...



## Remaking History Volume: Industrial Revolutionaries

When we think about the profound societal and technological changes that shaped our present world, few periods stand out as prominently as the...



## Teaching Your Children Healthy Sexuality Pure Foundations

When it comes to teaching our children about sexuality, it is important to provide them with a strong foundation that is based on healthy values, respect, and...