

Discover the Secrets of Using Delay Effects to Enhance Your Mixes

When it comes to music production, having a big and spacious mix can make a world of difference. One powerful tool that can help achieve that bigger sound is the use of delay effects. In this comprehensive guide, we will walk you through a step-by-step system for using delay effects to get bigger mixes.

Understanding Delay Effects

Delay effects, as the name implies, introduce a time delay between the original sound source and its repetition. This repetition is often referred to as an echo. When used correctly, delay effects can create a sense of space and depth in your mixes, giving your sound more presence and richness.

There are various types of delay effects available, including analog delay, digital delay, tape delay, and more. Each type has its unique characteristics, and understanding their differences will help you choose the right delay effect for your mix.



The 3-Delay Framework: Learn the step by step system for using delay effects to get BIGGER mixes (The Audio Engineer's Framework Book 5)

by Nathan Nyquist (Kindle Edition)

★★★★☆ 4.5 out of 5

Language : English

File size : 1534 KB

Text-to-Speech : Enabled

Screen Reader : Supported

Enhanced typesetting : Enabled

Word Wise : Enabled

Print length : 101 pages

Lending

: Enabled



The Step-by-Step System

Now, let's dive into the step-by-step system for using delay effects to enhance your mixes:

Step 1: Selecting the Right Delay Plug-In

Before you can start working with delay effects, you need to choose the right delay plug-in. Look for a plug-in that offers various delay types and adjustable parameters, allowing you to have full control over your sound.



Step 2: Setting the Delay Time

Once you have your delay plug-in set up, the next step is to determine the delay time. This is the duration between the original sound and its repetition.

Experiment with different delay times to find the perfect balance for your mix.

Step 3: Adjusting the Feedback and Damping

The feedback parameter controls the number of repetitions created by the delay effect. Increasing the feedback creates more repeats, while decreasing it reduces the number of echoes. It's essential to find the right balance that adds depth without overpowering your mix.

Additionally, damping helps control the high and low frequencies of the delay repeats. By adjusting the damping, you can prevent the repeats from interfering with the overall clarity and balance of your mix.

Step 4: Adding Modulation

To further enhance the spatial effect, consider adding modulation to your delay effect. Modulation introduces movement to the repeats through subtle pitch variations, creating a more dynamic and interesting sound.

Step 5: Using Stereo Width

Delays can also be utilized to widen the stereo image of your mix. By manipulating the stereo width parameter, you can spread the repeats across the stereo field, adding depth and dimension to your sound.

Step 6: The Importance of Automation

Automation is a powerful technique that allows you to control parameters over time. Experiment with automating your delay effect settings to create unique moments and emphasize specific sections of your music.

Bigger Mixes Await!

By following this step-by-step system for using delay effects, you'll be well on your way to achieving bigger and more impressive mixes. Remember to experiment, trust your ears, and have fun with the process. With practice, you'll become a master at harnessing the power of delay effects to create professional-grade music.

So, what are you waiting for? Grab your favorite delay plug-in and start exploring the endless possibilities that delay effects can bring to your mixes. The bigger, more spacious sound you've always wanted is just a few clicks away!



The 3-Delay Framework: Learn the step by step system for using delay effects to get BIGGER mixes (The Audio Engineer's Framework Book 5)

by Nathan Nyquist (Kindle Edition)

★★★★☆ 4.5 out of 5

Language : English
File size : 1534 KB
Text-to-Speech : Enabled
Screen Reader : Supported
Enhanced typesetting : Enabled
Word Wise : Enabled
Print length : 101 pages
Lending : Enabled



Delay is essential for expanding the depth and space of our mixes beyond what's possible with reverb alone. But of course like any mixing tool, there's a lot of ways to get it wrong and really just a handful of ways to get it right.

In this book you'll learn the following:

- Learn how to mix delay with EQ, Reverb, Chorus FX, Distortion, Sidechaining/Ducking and Automation.
- Learn the difference between Reverb and Delay and when to use which one in a mix.
- Learn The 3-Delay Mix System which guarantees you'll use the right amount of delay to get a richer more convincing sense of depth in your mixes.
- Get access to the five most universal delay presets which enable you to get the delay you need in 5 minutes or less.
- Learn the 4 most important delay controls to tweak in order to get results that work every time.
- Learn how to use delay and reverb together.
- Learn the difference between Analog and Digital Delays and how each excels at achieving specific mix results.

Now fundamentally, when it comes to configuring delays that sit perfectly in a mix, there are two major challenges that must be solved:

1. Getting the right delay timing.
2. Mixing the delay properly.

Getting the right delay timing is about understanding which delay times work best for a given situation. In order to do this we'll learn the value of breaking delays up


into two categories called Repeats & Slapbacks. Understanding the strengths of each delay category is one of the first steps for getting delay right.

Beyond this, it's the mixing of delay so it fits perfectly that presents the majority of challenges. It's for this reason that we'll explain in depth how to mix delays with EQ, reverb, width, panning, sidechaining/ducking and volume automation.

The main challenge with delay will always be figuring out how to use it in a way that contributes to the clarity and expansiveness of your mixes. But the real goal is to get delays that sit perfectly in the mix without making your life a living hell trying to set it up.


The purpose of The 3-Delay Mix System is that it guarantees you'll use the right amount and right kinds of delay for a mix. Not only that, but it gives you a preset system that will enable you to get the right delay in an utterly short period of time. This means you'll spend more time making progress in your songs instead of getting stuck in one place.

So pickup your copy now and discover the exact way to use delay perfectly in any mix.



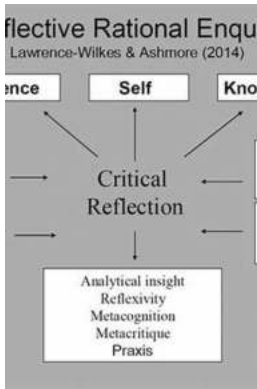
The Ultimate Guide to Effectual ADHD Diet Cookbook Recipes: Tap into the Power of Nutrition

ADHD (Attention-Deficit/Hyperactivity Disorder) is a common condition that affects both children and adults. It can cause difficulties in paying attention, hyperactivity, and...




The Ultimate Comprehensive Guide To Mergers Acquisitions: From Planning to Execution

Are you interested in expanding your business or considering new growth opportunities? One effective strategy that many companies utilize is the process of mergers and...




The Reflective Approach: Empowering Health and Social Care Professionals

In the fast-paced world of health and social care, professionals are constantly facing new challenges and situations that require quick thinking and effective...




The Cambridge Handbook Of Creativity And Personality Research Cambridge: Unveiling the Secrets of Creative Minds

Are you fascinated by the enigmatic world of creativity? Do you often ponder over what makes certain individuals more creative than others? Look no further, as the...



Discover the Hidden Gems of the Middle East: Explore the Kuwait Bahrain Qatar United Arab Emirates and Oman Routledge Library

Welcome to the Middle East, a region filled with rich history, stunning architecture, and vibrant cultures. Among the countries that make up this fascinating region, Kuwait,...



True Stories Of Men Who Battled Prostate Cancer And Their Outcomes

Prostate cancer is one of the most common types of cancer that affects men worldwide. It is estimated that in the United States alone, over 200,000 new cases are diagnosed...



Healed By 30 - The Inspiring Journey of Amy Edgar

Life is a beautiful and often unpredictable journey, filled with ups and downs. For some, the struggle seems insurmountable, but for others, the...



Unleashing the Power of Innovation: A Proven Approach for Sustainable Growth and Change

When it comes to driving growth and staying ahead in today's rapidly changing business landscape, a company's ability to innovate is paramount. The ability to adapt,...

