

# **Discover the Excellence of AIIMSMAMC PGI Imaging Diagnostic Radiology in Paediatric Imaging**

## **An to AIIMSMAMC PGI Imaging Diagnostic Radiology**

AIIMSMAMC PGI Imaging Diagnostic Radiology is a renowned medical facility that specializes in providing state-of-the-art diagnostic imaging services, with a special focus on paediatric imaging. With a team of highly skilled specialists and advanced technology, they aim to deliver accurate and detailed imaging results to aid in the diagnosis and treatment of various medical conditions in children.

## **The Importance of Diagnostic Radiology in Paediatrics**


Diagnostic radiology plays a crucial role in paediatrics as it helps doctors and medical professionals identify and visualize internal structures, diseases, and abnormalities in children. Paediatric imaging requires specialized skills and deep understanding due to the unique features and intricacies involved in imaging young patients.

## **The Team of Specialists at AIIMSMAMC PGI Imaging Diagnostic Radiology**

AIIMSMAMC PGI Imaging Diagnostic Radiology takes pride in its team of experienced and highly qualified radiologists who have dedicated their careers to paediatric imaging. These specialists possess a comprehensive understanding of the specific challenges involved in imaging infants, toddlers, and older children.

### **AIIMSMAMC-PGI Imaging Series: Diagnostic Radiology Paediatric Imaging**

by Arun Kumar Gupta (4th Edition, Kindle Edition)



★★★★☆ 4.5 out of 5  
Language : English  
File size : 326204 KB  
Text-to-Speech : Enabled  
Screen Reader : Supported  
Enhanced typesetting : Enabled  
Print length : 650 pages



The team comprises experts who have obtained specialized training in paediatric radiology, equipped to handle complex cases and provide accurate diagnoses. Their expertise extends to various imaging modalities, including X-ray, ultrasound, computed tomography (CT scans), magnetic resonance imaging (MRI), and nuclear medicine imaging.

## **Cutting-Edge Technology for Accurate Imaging Results**

AIIMSMAMC PGI Imaging Diagnostic Radiology is equipped with the latest and most advanced imaging technology, ensuring precise and reliable results. The facility boasts state-of-the-art scanners and equipment that focus on minimizing radiation exposure while producing high-resolution images.

The use of advanced technology allows the radiologists to capture detailed images of the anatomical structures and to detect even the smallest abnormalities. This aids in early detection, improved treatment planning, and better patient outcomes.

## **Paediatric Imaging Services Offered at AIIMSMAMC PGI**

AIIMSMAMC PGI Imaging Diagnostic Radiology offers a comprehensive range of paediatric imaging services, tailored to meet the unique needs of young patients. These services include:

- X-ray imaging: Providing detailed images of bones and joints, aiding in injury diagnosis and monitoring growth.
- Ultrasound: Safe and non-invasive imaging technique used to evaluate various organs and structures.
- Computed Tomography (CT): Producing cross-sectional images for accurate diagnosis of complex conditions.
- Magnetic Resonance Imaging (MRI): Utilizing magnetic fields and radio waves to create detailed images of internal structures.
- Nuclear Medicine Imaging: Using small amounts of radioactive material to diagnose and treat diseases.

## **Child-Friendly Environment and Compassionate Care**

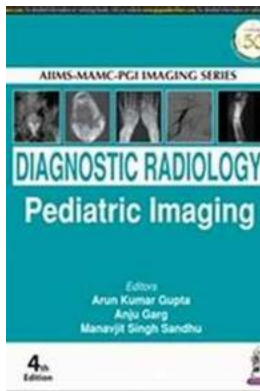
AIIMSMAMC PGI Imaging Diagnostic Radiology understands the importance of creating a child-friendly environment, ensuring the comfort and well-being of young patients during the imaging process. The friendly and compassionate staff members take extra care to alleviate any anxiety or fear a child may have, making the experience as stress-free as possible.

Additionally, the radiologists and healthcare professionals work closely with the paediatricians and other specialists to ensure integrated and comprehensive care for each patient.

AIIMSMAMC PGI Imaging Diagnostic Radiology excels in providing diagnostic imaging services specifically tailored for paediatric patients. With their team of

skilled specialists, cutting-edge technology, and compassionate care, they are dedicated to delivering accurate diagnoses and contributing to the overall well-being of young patients.

Choose AIIMSMAMC PGI Imaging Diagnostic Radiology for all your paediatric imaging needs, and experience the excellence and compassion that sets them apart.



## AIIMSMAMC-PGI Imaging Series: Diagnostic Radiology Paediatric Imaging

by Arun Kumar Gupta (4th Edition, Kindle Edition)

★★★★☆ 4.5 out of 5

Language : English

File size : 326204 KB

Text-to-Speech : Enabled

Screen Reader : Supported

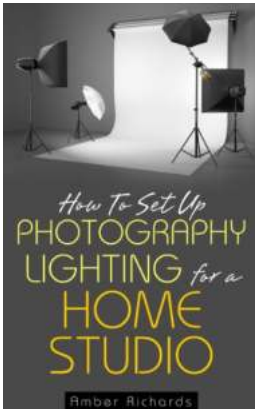
Enhanced typesetting : Enabled

Print length : 650 pages



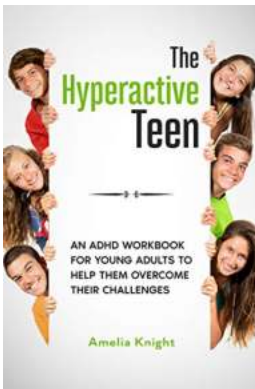
- The book is most Authoritative and updated resource for trainees, experienced radiologists and imaging technologists.
- It presents key facts in the form of tables and boxes.
- Covers most recent issues and other important problems not included in the last edition such as Genomics, Radiogenomics, Texture analysis, Safety of Gadolinium(GD)-based contrast, Pediatric Interstitial lung disease(ILD), Pediatric Budd-Chiari syndrome, and pediatric head & neck Imaging.
- It not only provides an update on all main imaging modalities, viz. CT, MRI, Ultrasound and Digital Radiography, but also the trending topics.

•Four new chapters and several new images have been added to make it richly illustrative.




## **Transform Your Home into a Professional Studio: Mastering Photography Lighting**

Do you dream of capturing stunning images without leaving the comfort of your own home? With the right setup, you can create a professional photography studio right at home....



## **An ADHD Workbook For Young Adults To Help Them Overcome Their Challenges**

Attention Deficit Hyperactivity Disorder (ADHD) is a neurodevelopmental disorder that affects millions of young adults worldwide. It is characterized by difficulties in...




## **The Fascinating and Forgotten History of St Johnsbury: From a Dusty Settlement to a Vibrant Vermont Town**

St Johnsbury, a hidden gem nestled in northeastern Vermont, may appear to be just a quaint town today, but its history tells a tale of resilience,...




## Ancient Solutions To The Contemporary Problems Of Alcoholism And Addiction

Alcoholism and addiction are issues that have plagued humanity for centuries. From ancient civilizations to our modern society, individuals have...




## The Incredible Connection between Perception, Empathy, and Judgment - Revealing the Human Psyche

Have you ever wondered how our perception, empathy, and judgment intertwine and shape our understanding of the world around us? Human psychology is a fascinating subject...




## The Birth of Herobrine Two: Unveiling the Legend of Minecraft's Most Mysterious Character

Since its release in 2011, Minecraft has captivated millions of players worldwide with its endless possibilities and charming blocky aesthetics. The game's open-world sandbox...



## The Crochet Royal Family: Ed Bolian

Do you love crochet? Are you a fan of the British royal family? If so, then you are in for a treat! In this article, we will delve into the fascinating world...



## Discover the Excellence of AIIMSMAMC PGI Imaging Diagnostic Radiology in Paediatric Imaging

An to AIIMSMAMC PGI Imaging Diagnostic Radiology AIIMSMAMC PGI Imaging Diagnostic Radiology is a renowned medical facility that specializes in providing state-of-the-art...

aiims-mamc-pgi imaging series diagnostic radiology