

Discover How To Create Standard Commerce On Shopify Amazon And Ebay This

Are you ready to take your online business to the next level? If you're looking to expand your reach and maximize your sales potential, then creating standard commerce on Shopify, Amazon, and eBay is the way to go.

In this article, we will provide you with a step-by-step guide on how to set up your online store on these popular platforms. By the end of this article, you will have all the knowledge you need to maximize your sales and boost your business growth.

Why Choose Shopify?

Shopify is one of the most popular e-commerce platforms available today. It offers a user-friendly interface, powerful features, and beautiful themes that allow you to create a professional-looking online store without any prior coding knowledge.



DROPSHIPPING: Discover how to create a Standard e-Commerce on Shopify Amazon and eBay. This Ultimate Guide explains the New e-Commerce Business model to Make Money from Home with Marketing Strategies

by Christopher Miller (Kindle Edition)

★★★★★ 5 out of 5

Language	: English
File size	: 2532 KB
Text-to-Speech	: Enabled
Enhanced typesetting	: Enabled
Word Wise	: Enabled
Print length	: 170 pages
Lending	: Enabled
Screen Reader	: Supported



With Shopify, you can easily set up your store, add products, and customize your website to reflect your brand. It also provides seamless payment integration, inventory management, and shipping options, making it a comprehensive solution for your e-commerce needs.

Follow these steps to create standard commerce on Shopify:

Step 1: Sign up for a Shopify Account

Visit the Shopify website and sign up for an account. You will need to provide your email address, password, and store name. Once you're done, Shopify will guide you through the setup process.

Step 2: Customize Your Store

Choose a theme from Shopify's extensive collection and customize it to match your brand. You can also add your logo and customize the layout, colors, and fonts to create a unique look for your store.

Step 3: Add Products

Click on the "Products" tab and start adding your products. Provide detailed descriptions, high-quality images, and set your pricing. You can also organize your products into categories to enhance the shopping experience for your customers.

Step 4: Set Up Payment and Shipping Options

Go to the "Settings" tab and configure your payment and shipping options. Shopify provides seamless integration with popular payment gateways, making it

easy for your customers to complete their purchases. You can also set up shipping options based on your preferences.

Once you've completed these steps, your Shopify store is ready for business!

Why Choose Amazon?

Amazon is the world's largest online marketplace, attracting millions of customers every day. Selling your products on Amazon allows you to reach a massive audience and benefit from their well-established reputation and customer trust.

Here's how you can create standard commerce on Amazon:

Step 1: Register for an Amazon Seller Account

Visit the Amazon Seller Central website and sign up for an account. Provide the necessary information about your business and choose the type of selling plan that suits your needs. Amazon offers both individual and professional seller plans.

Step 2: List Your Products

Once your account is set up, you can start listing your products. Provide accurate and detailed information about each product, including product titles, descriptions, and images. Make sure to optimize your listings with relevant keywords to improve search visibility.

Step 3: Set Up Fulfillment

Choose how you want to fulfill your orders. You can opt for Amazon's Fulfilled by Amazon (FBA) service, where Amazon stores, packs, and ships your products on your behalf. Alternatively, you can handle fulfillment yourself through a third-party logistics provider.

Once your products are listed and your fulfillment method is set, customers can start purchasing your products on Amazon!

Why Choose eBay?

eBay is another popular platform that connects buyers and sellers from all over the world. With its large customer base and easy-to-use interface, selling on eBay can significantly boost your sales and increase your online visibility.

Follow these steps to create standard commerce on eBay:

Step 1: Sign Up for an eBay Seller Account

Visit the eBay website and sign up for a seller account. Provide your personal and business details, including a PayPal account for payments. Once your account is created, you can start selling on eBay.

Step 2: List Your Products

To list your products, navigate to the "Sell" tab on eBay and choose the "Create a listing" option. Fill in the necessary details about your product, including a title, description, and images. You can also set the price and choose your shipping preferences.

Step 3: Monitor and Ship Orders

Keep track of your orders using the "My eBay" section. Once you receive an order, package the item securely and ship it to the buyer within the specified timeframe. Communication with your buyers is key, so make sure to promptly address any concerns or inquiries.

Now that you have the steps to create standard commerce on Shopify, Amazon, and eBay, it's time to take action and start selling on these platforms. With the

right strategies and dedication, you can grow your business and tap into new markets, reaching customers you never thought possible. Unlock the true potential of your online business today!



DROPSHIPPING: Discover how to create a Standard e-Commerce on Shopify Amazon and eBay. This Ultimate Guide explains the New e-Commerce Business model to Make Money from Home with Marketing Strategies

by Christopher Miller (Kindle Edition)

★★★★★ 5 out of 5

Language : English
File size : 2532 KB
Text-to-Speech : Enabled
Enhanced typesetting : Enabled
Word Wise : Enabled
Print length : 170 pages
Lending : Enabled
Screen Reader : Supported



Everyone else is getting rich whit this book.

Never have to worry about where your next customer is coming from.

Secrets to Becoming a Successful Drop shipper, Finally Revealed!

Everyone else is getting rich whit this book.

Never have to worry about where your next customer is coming from

Dropshipping has been around for 2 decades now... And guess what? It is still profitable even in 2020...

Thousands of people have built full-time incomes around drop shipping and gained true financial freedom ...

The best part is that dropshipping doesn't require a lot of initial investment...

But not everyone can be profitable as the competition is fierce... So, you must have the proper expertise and knowledge to become top-tier in this field...

There are thousands of different free and paid resources available online to get started with drop shipping. But most of them are either outdated or full of invalid and poor strategies...

And that's why I created this eBook...

This eBook contains the most up to date and validated information and strategies to help you get started with your dropshipping business even if you're a complete beginner...

What do you learn in this eBook?


- Understanding what is Drop Shipping – all in one place.
- How to get started; sample products and testing effective marketing strategies.
- How to source your products and work with suppliers.
- How to effectively market your products.
- Different methods of drop shipping, and much more...

Even if you don't have a lot of money to initially invest in it or you're a complete beginner to dropshipping, there is nothing to worry about...

Hundreds of other people, just like you, have bought this eBook and successfully started their own dropshipping business from scratch.


Now I'd like to help you experience all the benefits of becoming a successful drop shipper...

Then, scroll the top of the page and click the “Buy Now” button to buy this eBook and become a successful drop shipper today!




The Silent Threat Below: Understanding Underground Pipeline Corrosion in Metals and Surface Engineering 63

Underground pipelines are an essential part of our infrastructure, transporting oil, gas, and other fluids across vast distances. However, buried deep beneath us, these...




Are You Ready to Start a Relationship with a Man Who is Starting Over?

Starting a new relationship can be both an exciting and nerve-wracking experience. It becomes even more complex when the person you are interested in is starting over in...




The Most Remarkable Architectural Masterpieces Created by Famous Architects

Architecture is an art form that has captivated humanity for centuries. It is the embodiment of creativity, innovation, and the human desire to shape our environment....



Unveiling the Mysteries: Esoteric Psychology Volume Treatise On The Seven Rays

The Hidden Depths of Human Consciousness In the realm of psychology, there exists a fascinating branch that delves into the depths of human consciousness...




Girl Zines Making Media Doing Feminism

Girl Zines, a powerful and creative form of media, have served as a platform for girls and women to express their thoughts, opinions, and experiences throughout...




How To Race To The Top Of The Medical Profession Guide For Junior Doctors And

Are you a junior doctor looking to excel in your medical career and reach the top of the profession? Look no further! In this comprehensive guide, we will provide you with...



Unlocking Construction Standards: Explore the 2015 International Building Code Commentary Volume

In the world of construction and building design, adhering to codes and standards is of utmost importance to ensure safety, durability, and...



The Story Of Charles Loring Brace And The Children He Saved And Failed

Once upon a time, there was a man named Charles Loring Brace who embarked on a mission to save the lives of destitute children in New York City. Brace, born on June 19, 1826,...