

DIY Wood Signs for Farmhouse Decor - Sprucing Up Your Home with Rustic Charm

Welcome to the world of DIY wood signs for farmhouse decor! If you're looking to add a touch of rustic charm to your home, then you've come to the right place. In this article, we'll guide you through the process of creating beautiful wooden signs that will instantly elevate the aesthetic appeal of any farmhouse-style space. From choosing the perfect materials to adding personalized designs, we'll cover all the essential steps to help you unleash your creativity and achieve stunning results.

Wooden signs have long been a staple of farmhouse decor. They add a warm and welcoming vibe to any room, making them a popular choice among homeowners seeking timeless and cozy aesthetics. The best part? You don't need to be a professional artist or carpenter to create your own unique wood sign. With a few simple tools and some creativity, you can craft a stunning piece that will become the centerpiece of any room.

Choosing the Perfect Wood

The first step in your DIY wood sign journey is choosing the right type of wood. When it comes to farmhouse decor, reclaimed or weathered wood is often the go-to choice. These materials exude a sense of history and add character to any sign. Look for old barn wood or salvaged pieces to achieve that authentic farmhouse feel. Alternatively, you can also use new wood and distress it yourself using various techniques like sanding, stenciling, or using vinegar-based treatments.



Hand-Lettered Home: DIY Wood Signs for Farmhouse Decor by Sophie Uliano (Kindle Edition)

★★★★☆ 4.6 out of 5

Language : English
File size : 160879 KB
Text-to-Speech : Enabled
Screen Reader : Supported
Enhanced typesetting : Enabled
Print length : 176 pages



Remember, different woods have different textures and colors, so choose one that best complements the overall aesthetic of your farmhouse decor. Pine, cedar, or oak are popular options due to their durability and beautiful natural grains.

Design and Typography

One of the best things about DIY wood signs is the opportunity for customization. You can create signs with inspirational quotes, family names, or even witty phrases that reflect your personality. When selecting a design, keep in mind the size and orientation of your wood piece. A larger sign can accommodate more elaborate designs, while smaller ones may require simpler and more concise messages.

Typography plays a significant role in the overall aesthetic of the sign. The font choice can convey a particular mood, such as vintage, modern, or rustic. Experiment with different fonts and styles to find the perfect match for your farmhouse decor. You can find inspiration online or use design software to create your own custom lettering. Once you have your design ready, you can transfer it onto your wood using techniques like stenciling, vinyl lettering, or freehand painting.

Adding Personal Touches

To make your wood sign truly unique, consider adding personal touches such as images, symbols, or even photographs. An old family picture can be transferred onto the wood using transfer paper, making it a sentimental and visually appealing addition to your farmhouse decor. Get creative and think outside the box to make your sign stand out.

Finishing and Sealing

Once you've completed the design on the wood, it's time to give it a professional finish. Sand any rough edges or imperfections, and consider staining or painting the wood to enhance its natural beauty. Apply a sealant or clear topcoat to protect the wood from dirt, dust, and moisture. This step will help your wood sign last longer and maintain its original charm.

Hanging and Displaying

Finally, it's time to showcase your masterpiece! Depending on the size and weight of your wood sign, choose the appropriate hanging hardware. For smaller signs, sawtooth hangers or adhesive hooks work well, while larger signs may require screw-in brackets or wall anchors. Once you've hung your wood sign, step back, and admire the rustic beauty you've created.

Creating DIY wood signs for farmhouse decor is a rewarding and fun project that allows you to personalize your home while adding a touch of rustic charm.

Whether you're a seasoned crafter or just starting out, this guide has provided you with valuable insights and step-by-step instructions to make your own unique wood sign. So, grab your tools, let your creative juices flow, and enhance the ambiance of your farmhouse-inspired space with a stunning DIY wood sign!



Hand-Lettered Home: DIY Wood Signs for Farmhouse Decor by Sophie Uliano (Kindle Edition)

★★★★☆ 4.6 out of 5

Language : English
File size : 160879 KB
Text-to-Speech : Enabled
Screen Reader : Supported
Enhanced typesetting : Enabled
Print length : 176 pages



You can create your own lettering art to personalize your wall decor and add modern farmhouse style to every area of your home. Even if you're new to hand lettering, you'll find it easier than you ever imagined with Caroline Bryan's Hand-Lettered Home.


- Learn the art of hand lettering with 20 beautiful projects.
- Get expert tips on the best lettering tools and techniques.
- Practice pages make it simple to learn a variety of lettering styles.
- Step-by-step instructions guide you to create gorgeous signs.
- Nurture your creativity with design variations for every project.
- Craft one-of-a-kind gifts for loved ones.

You'll treasure the meaning and memories hand-lettered signs capture for you and your family!



How To Make Less Toxic, Less Expensive, And More Beautiful Products

Creating products that are less toxic, less expensive, and more beautiful is crucial for a sustainable and healthy lifestyle. In today's consumer-driven...




Proceedings Of The AHFE 2020 Virtual Conferences On Software And Systems: Breaking New Ground in the Digital Age

Welcome to the virtual world of the AHFE 2020 Conferences on Software and Systems! This groundbreaking event, with its exceptional line-up of international experts, promises...




DIY Wood Signs for Farmhouse Decor - Sprucing Up Your Home with Rustic Charm

Welcome to the world of DIY wood signs for farmhouse decor! If you're looking to add a touch of rustic charm to your home, then you've come to the right place. In this...




The Simple All Natural Program For Clear Calm Happy Skin

Having clear, calm, and happy skin is something everyone desires. However, with so many skincare products on the market promising miracles, it can be overwhelming to find an...




Ouh How Much Adore The Eid Children In Ramadan 15

Eid is a special time of the year when Muslims around the world come together to celebrate the end of Ramadan, a month of fasting and self-reflection. It is a joyous occasion...



How To Overcome Lying Manipulation Tactics And Recover From Emotional Abuse

Emotional abuse is a serious issue that can have long-lasting effects on a person's mental and emotional well-being. It involves manipulative behavior, including lying, that...



The Ultimate Guide to Developing and Managing Engineering Procedures

Concepts and Applications for Success Have you ever wondered how engineering projects are carried out smoothly and efficiently? The answer lies in the ...



Unlocking the Beauty: Landscape Management in the Urban Countryside

Living in the city often means being surrounded by concrete jungles, with skyscrapers towering above, and traffic filling the streets. However, even in the midst of this...

