

Beginner Guide With Step By Step Instruction For Drumset Batterie

Are you a music enthusiast who has always been fascinated by the rhythmic beats of a drumset? Do you dream of becoming a skilled drummer, but don't know where to start? Look no further! In this comprehensive beginner's guide, we will provide you with step by step instructions and tips on how to master the art of playing the drumset batterie.

Playing the drumset is not only an exciting and dynamic skill to have, but it is also a great form of self-expression. Whether you want to impress your friends, join a band, or simply learn to play for personal enjoyment, this guide will help you get started on your drumming journey.

Choosing the right drumset

The first step on your drumming journey is to select the right drumset that suits your needs and budget. There are various types of drumsets available in the market, ranging from acoustic to electronic ones. Each type has its own unique sound and feel, so it's important to do some research and try out different sets before making a purchase.



Drums for Kids - The Hal Leonard Drum Method: A Beginner's Guide with Step-by-Step Instruction for Drumset (BATTERIE)

by Anonym (Kindle Edition with Audio/Video)

★★★★☆ 4.5 out of 5

Language : English

File size : 23556 KB

Text-to-Speech: Enabled

Screen Reader: Supported

Word Wise : Enabled
Print length : 32 pages



When choosing a drumset, consider factors such as the size of the room where you'll be playing, your preferred music genre, and your level of experience. It's advisable for beginners to start with a basic drumset that includes a bass drum, snare drum, tom-toms, hi-hat, and crash cymbals.

Setting up your drumset

Once you've acquired your drumset, it's time to set it up correctly. A well-organized drumset ensures comfortable playing and proper sound production. Begin by positioning the bass drum in front of you, at a height that allows your knee to bend comfortably. The snare drum should be placed between your legs, slightly tilted towards you.

Next, position the tom-toms above the bass drum, ensuring they are within easy reach of your drumsticks. Place the hi-hat stand to the left of the bass drum, and the crash cymbals on the right. Adjust the height and angles of the stands to match your playing style and comfort.

Understanding drum notation and timing

Before diving into playing the drumset, it's essential to understand drum notation and timing. Drum notation uses special symbols and characters to represent different drum sounds, helping you read and play drum sheet music accurately.

Timing is crucial in drumming, as it determines the rhythm and overall feel of a piece. Practice counting beats and subdivisions, and learn about different time

signatures commonly used in music. This knowledge will enable you to play in sync with other musicians and develop solid timing skills.

Mastering essential drumming techniques

Now that you have set up your drumset and acquired basic knowledge of drum notation and timing, it's time to master essential drumming techniques. Drumming techniques involve using your hands and feet to produce different sounds and rhythms on the drumset.

Start by practicing proper stick grip and posture. Experiment with different hand positions to find one that feels comfortable and allows for precise control. Practice basic drumming strokes such as single strokes, double strokes, and paradiddles. These exercises will strengthen your wrist and finger muscles, enhancing your speed and accuracy.

Additionally, work on foot techniques for the bass drum and hi-hat pedal. Develop control and coordination between your hands and feet by practicing various patterns and exercises. This will enable you to play complex drum patterns and fills with ease.

Expanding your drumming repertoire

Once you have mastered the essential techniques, it's time to expand your drumming repertoire. Explore different music genres and styles to broaden your musical knowledge and skills. Experiment with playing along to your favorite songs, joining jam sessions with other musicians, or even composing your own drum solos.

Continuously challenge yourself by learning new drumming patterns, fills, and rhythms. Practice regularly and set goals to improve your speed, coordination,

and creativity. Don't be afraid to seek guidance from experienced drummers or enroll in drumming classes to further enhance your skills.

Congratulations on taking the first step towards becoming a skilled drummer! Remember, learning to play the drumset batterie requires patience, dedication, and consistent practice. With the guidance provided in this beginner's guide, you are well-equipped to embark on a drumming journey filled with excitement, self-expression, and musical fulfillment. So, get behind the drumset, let the beats flow, and enjoy the incredible world of drumming!



Drums for Kids - The Hal Leonard Drum Method: A Beginner's Guide with Step-by-Step Instruction for Drumset (BATTERIE)

by Anonym (Kindle Edition with Audio/Video)

★★★★☆ 4.5 out of 5

Language : English

File size : 23556 KB

Text-to-Speech: Enabled

Screen Reader: Supported

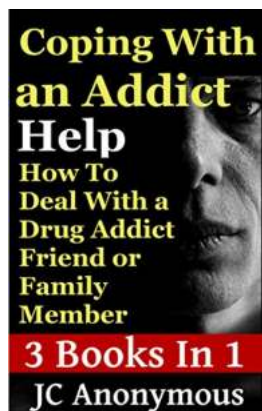
Word Wise : Enabled

Print length : 32 pages




(Drum Instruction). Drums for Kids is a fun, easy course that teaches children to play drumset faster than ever before. Popular songs will keep kids motivated, while the simple, easy-to-read page layouts ensure their attention remains focused on one concept at a time. The method can be used in combination with a drum teacher or parent. Demonstration tracks are included online for download or streaming. Songs include: Another One Bites the Dust * Crazy Train * Free Fallin'

* Living After Midnight * Old Time Rock & Roll * Stir It Up * When the Levee Breaks * and more.




Coping With An Addict: Practical Strategies to Overcome Addiction

Living with and loving an addict can be an emotionally and mentally draining experience. Addiction not only affects the individual struggling with substance abuse but also...




The Untapped Power of the Mind: Exploring the Science Behind Our Thoughts and Actions

Have you ever wondered what goes on inside our minds? How do thoughts form? What drives our actions? The fascinating field of cognitive science seeks to answer these...




Timmy The Kitten Bed Stays Dry: A Smart and Heartwarming Tale

Once upon a time, in a cozy little home, lived Timmy, a curious and adventurous kitten. Timmy loved to explore every nook and cranny of his surroundings, but there was one...



The Comprehensive Guide: Handbook of Crime Correlates by Lee Ellis

HTML format Crime is an unfortunate reality that plagues societies around the world. Law enforcement agencies, policymakers, and sociologists constantly strive to understand...



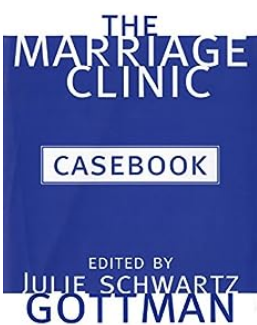
Eclectic Odyssey Of Atlee Ayres Architect Sara And John Lindsey In The Arts And

Once upon a time, in the mesmerizing world of architecture, there existed a legendary figure by the name of Atlee Ayres. Known for his innovative designs and impeccable...




Beginner Guide With Step By Step Instruction For Drumset Batterie

Are you a music enthusiast who has always been fascinated by the rhythmic beats of a drumset? Do you dream of becoming a skilled drummer, but don't know where to start? Look...



The Marriage Clinic Casebook: A Journey Through the Work of Julie Schwartz Gottman

Are you looking to enhance your relationship and strengthen the bond with your partner? If so, then "The Marriage Clinic Casebook" by Julie Schwartz Gottman is...



The Art Of Crafting And Casting For Positive Change

Creating positive change in the world is an art form that requires dedication, creativity, and an open mind. The art of crafting and casting is a powerful tool that can...