


50 State Step By Step Guide To Forming Nonprofit Charitable Organization




Are you passionate about making a difference and helping those in need? Starting a nonprofit charitable organization can be a fulfilling way to achieve your goals. However, the process can be daunting, especially when you consider the legal requirements and regulations involved. In this comprehensive guide, we will

walk you through the step-by-step process of forming a nonprofit charitable organization in all 50 states of the United States.

Why Form a Nonprofit Charitable Organization?

Before delving into the step-by-step guide, let's briefly explore why forming a nonprofit charitable organization might be the right path for you. Nonprofits have a unique advantage as they can provide essential services and support to various social causes. By establishing a nonprofit, you can create a structured and sustainable platform to make a lasting impact on the lives of individuals, communities, and the society as a whole.



50-State Step by Step Guide to Forming A Nonprofit Charitable Organization: What Forms To Fill Out, How & Where To File, The Exact Cost For Filing, What Licenses And Permits You Need For Each State by Aaron Sanders (Kindle Edition)

★★★★☆ 4.3 out of 5

Language	: English
File size	: 3131 KB
Text-to-Speech	: Enabled
Screen Reader	: Supported
Enhanced typesetting	: Enabled
Word Wise	: Enabled
Print length	: 364 pages
Lending	: Enabled



Step 1: Research and Planning

Before jumping into the legalities, it is crucial to thoroughly research and plan your nonprofit organization. Identify the social cause you wish to address, assess

the existing organizations working in the same field, and study the needs of your target population. Develop a mission statement, set goals and objectives, and outline the programs/services you plan to offer.

Step 2: Determine the Legal Structure

Choosing the right legal structure for your nonprofit organization is a crucial decision. The most common type is a 501(c)(3) organization, which is exempt from federal income tax. Nonetheless, there are other options available, such as 501(c)(4) social welfare organizations or 501(c)(6) business leagues. Research the tax benefits, reporting requirements, and limitations associated with each structure to make an informed decision.

Step 3: Name Your Organization

Your organization's name should reflect its mission and values. Conduct a thorough search to ensure the chosen name is not already in use by another organization. Check the availability of the domain name and social media handles associated with your chosen name. Once you've settled on a name, register it in accordance with your state's laws.

Step 4: Draft Bylaws

Bylaws serve as the governing document for your organization. They outline the internal rules and procedures necessary for its operation. Consult legal professionals or sample templates to create comprehensive bylaws that cover important aspects such as board composition, meeting requirements, decision-making processes, and conflict resolution.

Step 5: Establish a Board of Directors

A board of directors plays a vital role in overseeing the organization's operations, ensuring compliance with regulations, setting strategic goals, and representing

the organization's interests. Seek individuals with diverse skills, expertise, and a shared passion for your cause. Establish a clear process for selecting and appointing board members, as well as conducting regular meetings and evaluations.

Step 6: File for Incorporation

Incorporating your nonprofit organization provides legal protection to its members and the ability to enter into contracts, apply for grants, and own property. Each state has its own specific requirements, but generally, you will need to file articles of incorporation with the Secretary of State's office, pay the necessary fees, and submit any additional documents as per your state's guidelines.

Step 7: Apply for Tax-Exempt Status

Once incorporated, you must apply for tax-exempt status with the Internal Revenue Service (IRS) to qualify for federal income tax exemption. This requires completing IRS Form 1023 or 1023-EZ, depending on your organization's anticipated annual gross receipts. The application process involves providing detailed information about your organization's activities, governance, financials, and proposed public support.

Step 8: Register for State and Local Taxes

While nonprofit organizations are generally exempt from federal income tax, they may still be liable for state and local taxes, such as sales tax or property tax. Research the tax regulations in your state and register your organization accordingly to ensure compliance with all applicable tax obligations.

Step 9: Develop Financial Systems


Establishing sound financial systems is crucial to the success and sustainability of your nonprofit organization. Implement a robust bookkeeping and accounting

system, set up a budgeting process, and establish financial controls. Seek professional advice or hire an accountant to ensure accurate record-keeping, timely financial reporting, and compliance with financial regulations.

Step 10: Implement Fundraising and Outreach Strategies

To achieve your organization's mission, you will need to actively engage in fundraising and outreach activities. Create a comprehensive fundraising plan, explore various avenues such as grants, individual donations, corporate sponsorships, and crowdfunding. Develop a strong online presence through social media, a website, and email campaigns to amplify your organization's reach and impact.

Forming a nonprofit charitable organization can be a complex process, but with the right guidance and determination, you can make a significant difference in the world. By following this step-by-step guide, you will be well on your way to establishing a sustainable and impactful organization in any of the 50 states.



50-State Step by Step Guide to Forming A Nonprofit Charitable Organization: What Forms To Fill Out, How & Where To File, The Exact Cost For Filing, What Licenses And Permits You Need For Each State by Aaron Sanders (Kindle Edition)

★★★★☆ 4.3 out of 5

Language	: English
File size	: 3131 KB
Text-to-Speech	: Enabled
Screen Reader	: Supported
Enhanced typesetting	: Enabled
Word Wise	: Enabled
Print length	: 364 pages
Lending	: Enabled



This guide is intended for people who are about to start a nonprofit organization and want to find out the exact steps they need to take to get started. This is not a guide where I discuss what a nonprofit organization does or its purpose. If you need to learn more about the basic operation of a nonprofit organization and how to get started, you can look up my other book “How to start, Run & Grow a Successful Nonprofit Organization.”

In this 50-State Step by Step Guide to Forming A Nonprofit Charitable Organization guide, I outlined every step you need to take to get started with your nonprofit for your specific state including the most up to date filing costs for all 50 states including the District of Columbia.

For each and every state I outlined 13-14 specific steps that one needs to take to start an NPO successfully.

For example, to start an NPO in Kentucky, these are the steps you need to take.

Step-1: Name Your Nonprofit – I explained how and where you could register your name.

Step-2: Get Initial Directors and Incorporators – I explain how you can pick and register directors for your NOP.

Step-3: Selected a Registered Agent – I explain if and when you need an agent.

Step-4: Articles of Incorporation – This is an important step, I outlined how and where you can file your article, along with the cost and estimated time for your state.

Step-5: Get an Employer Identification Number (EIN), I explained how you could get your EIN from IRS.

Step-6: Storing Records - What is required by your state and how the records should be kept.

Step-7: Initial Governing Policies and Documents – Another very vital step, this is where you have to produce your bylaws and conflict of interest policy, I explained what is required by your state and when.

Step-8: Board of Directors Organizational Meeting - What and how the meetings should be conducted.

Step-9: State Tax Identification Numbers and Accounts

In this step, I show you exactly what forms to fill out for each state, where to file them, how long it may take and how much it would cost you.

Step-10: File for 501(c) Status

This is by far the most important steps of all; this is where IRS recognizes your organization as a nonprofit entity. I show you what forms to fill out, the cost, approval period and how to file it.

Step-11: State Tax Exemption

This is similar to applying for the 501 C, but typically easier to obtain compared to the one from IRS. I show you what forms to fill out, what documents you need to attach and where to file for your state.

Step-12: Charitable Solicitation Registration

This is one area that varies widely between states. Every state has a different set of requirements for this registration. I detail out what is required by each and every states.

Step-14: Business Licenses and Permits

Along with all the above permits, you will also have to have some general business licenses and permits based on the requirements of your state. I discuss all the other additional requirements for each state in details.


Lastly, I discuss the annual renewal requirements for all the permits and licenses you have, where, where and how to renew them.

As the requirements and filing fees change.

BONUS


A Sample Conflict of Interest Policy Statement

A Sample Articles of Incorporation




Discover the Ultimate Guide to Washington's Environmental Laws

Are you interested in learning about the environmental laws that govern the state of Washington? Look no further! Our comprehensive Washington Environmental Law...




Reflections Of The Present And Past Throughout The Franchise

Have you ever thought about the impact of popular franchises on our lives? How they transcend time and connect people from different generations? Franchises have the power to...



50 State Step By Step Guide To Forming Nonprofit Charitable Organization

Are you passionate about making a difference and helping those in need? Starting a nonprofit charitable organization can be a fulfilling way to achieve...




The Amazing Sister Sarah Lottery Genius Chart Pick: Unleashing the Secrets to Crack the Lottery Jackpot

Are you tired of consistently failing to win the lottery? Do you dream of joining the ranks of the lucky few who have hit the jackpot? Look no further, as Sister Sarah, the...




Welcome to Pleasurable Bee Keeping: Ai Qun Liu's Journey with Nature's Architects

Are you ready to embark on a beekeeping adventure like no other? Join us as we dive into the fascinating world of beekeeping alongside the renowned beekeeper, Ai Qun Liu....




The History And Promise Of Green Technology: Revolutionizing Our World

In today's fast-paced world, the increasing concern over climate change and environmental degradation has led to a greater emphasis on sustainable solutions. Green...



The Routledge Companion To Accounting And Risk: Unlocking New Insights in Business

The field of accounting plays a crucial role in the success and management of businesses around the world. As businesses continue to face increasing uncertainties and risks,...



How To Become The Husband And Father Your Family Needs

Being a husband and father is a lifelong commitment that requires continuous effort and growth. Every man dreams of being the pillar of strength and support that his family...