


31 Simple Projects You Can Make With Knife Branches and Other Found Wood

Are you someone who loves exploring nature and finding unique treasures along the way? If so, you're in for a treat! In this article, we will delve into the magical world of knife branches and other found wood. These humble pieces of timber hold immense potential, waiting to be transformed into beautiful creations.

Whether you're an experienced woodworker or a complete beginner, these 31 simple projects will ignite your creativity and inspire you to bring out the best in every piece you find. So, let's dive right in and unearth the hidden treasures within these natural wonders.

1. Rustic Coasters

One of the simplest and most stunning projects you can create with knife branches and found wood is rustic coasters. Slice the wood into small, round discs and carve intricate patterns or designs on their surfaces. The natural grains and knots in the wood will add a touch of organic elegance to your coasters.



Big Book of Whittle Fun: 31 Simple Projects You Can Make with a Knife, Branches & Other Found Wood by Chris Lubkemann (Kindle Edition)

★★★★☆ 4.5 out of 5

Language : English

File size : 47191 KB

Text-to-Speech : Enabled

Screen Reader : Supported

Enhanced typesetting : Enabled

Print length : 395 pages



2. Branch Hooks

Upgrade your home decor by turning knife branches into unique hooks. Sand down any rough edges, attach hooks to the branches, and mount them on your walls. These one-of-a-kind hooks will showcase your creativity while providing a practical storage solution.




3. Wood Slice Serving Tray

A wood slice serving tray adds an earthy touch to your dining experience. Slice a larger piece of found wood, smooth out the surface, and attach handles for easy transportation. Now you have a rustic serving tray that will become the centerpiece of your next gathering.




4. Tree Stump Table

Transform a large tree stump into a unique coffee table that exudes natural beauty. Remove any loose bark, sand it down, and attach wooden legs for stability. A tree stump table adds a touch of whimsy and character to any living room.




5. Branch Jewelry Organizer

Are you tired of untangling necklaces and misplacing earrings? Create a stunning branch jewelry organizer to keep your trinkets organized while adding a rustic charm to your room. Hang the branches on a wall and use twine or small hooks to hang your jewelry.




6. Floating Shelves

Add a touch of elegance and functionality to any room with floating shelves made from knife branches. Cut the branches into equal lengths, attach brackets on the underside, and mount them on your walls. These unique shelves will give you a stylish way to display your favorite books or decor items.



7. Wooden Picture Frames

Why settle for store-bought picture frames when you can create custom designs using knife branches? Slice the branches into smaller lengths, remove the inner bark, and glue them together in a rectangular shape. Attach a glass front and back to protect your photos and memories.




8. Branch Wind Chimes

Enjoy the soothing sounds of nature with handmade branch wind chimes. Collect different-sized branches, cut them into lengths, and attach them with durable string or fishing line. Hang your unique wind chimes outside and let the gentle breeze create a symphony of natural music.



9. Wood Slice Clock

Create a unique wall clock using wooden slices. Cut a large branch into thin slices, sand them down, and attach clock machinery to the center. Add numbers or decorative elements to make it truly one-of-a-kind.



10. Branch Candle Holders

Enhance the ambiance of your home by crafting branch candle holders. Find a branch with multiple offshoots, carve out small indentations, and place votive or tea light candles in them. Light the candles and enjoy the warm and cozy glow of your handmade candle holders.



Tic-Tac-Toe

Many restaurants in which I've eaten have had various versions of peg games for guests (or, more likely, guests' hungry children) to occupy their time while their rib eye and baked potato (and the kids' super-burger and french fries) are being prepared. This particular little tic-tac-toe game project fits that kind of situation very well.

For my own game, I use the back side of the wood slice to make a small woodburned plaque. That way the piece can serve a decorative purpose while it's not being played. I guess the only catch is to find a safe place for the little pegs, so they don't get lost or eaten by the family dog. I'm sure all of you inventive folks out there will come up with a solution that works.

MATERIALS LIST

- Slice from a seasoned branch about 2-4" (50-100mm) in diameter
- Several straight little twigs
- Pencil
- Ruler
- Handsaw or pull saw
- Sandpaper
- Drill and bits
- Pruning shears
- Woodburner
- Colored permanent markers



Little Fact: "Noughts-and-Crosses" is another name for "Tic-Tac-Toe."

These are just a few of the many incredible projects you can create using knife branches and other found wood. The possibilities are endless, limited only by your imagination. So, the next time you're out exploring nature, keep an eye out for these hidden gems waiting to be transformed into stunning works of art. Get your hands on some knife branches and let your creativity soar!



Big Book of Whittle Fun: 31 Simple Projects You Can Make with a Knife, Branches & Other Found Wood

by Chris Lubkemann (Kindle Edition)

★★★★☆ 4.5 out of 5

Language : English
File size : 47191 KB
Text-to-Speech : Enabled
Screen Reader : Supported
Enhanced typesetting : Enabled
Print length : 395 pages




The whittler extraordinaire, Chris Lubkemann, is back with 31 fun and rewarding new whittling projects in his latest guidebook, Big Book of Whittle Fun. These detailed, photo-illustrated projects are quick and easy to make. Chris offers clear instructions for creating a wide variety of useful and entertaining objects with almost no expense or training, and gives tips and techniques that make whittling accessible and enjoyable for both novices and experienced carvers. With helpful advice on choosing wood, basic whittling techniques and safe knife sharpening, you'll be able to make practical projects like recipe holders and whimsical objects like a rooster. Many playful sports and game-oriented projects are also included such as tic-tac-toe and a bowling set complete with a lane and pins. You'll find the projects in this book truly make whittling fun.




31 Simple Projects You Can Make With Knife Branches and Other Found Wood

Are you someone who loves exploring nature and finding unique treasures along the way? If so, you're in for a treat! In this article, we will delve into the magical world of...




Brazilian Cinema and the Aesthetics of Ruins: A Gateway to World Cinema

When we think of Brazil, images of stunning beaches, vibrant music, and exciting carnivals often come to mind. However, beyond these stereotypes, Brazil has a rich and...




Special Ninja Foodi Grill Cookbook For Advanced Users: Unlocking the Secrets of Gourmet Grilling

If you're an advanced user of the Ninja Foodi Grill, then you know the endless possibilities it offers for creating mouthwatering dishes. From juicy steaks to perfectly...




The Revolutionary Ideas Of Karl Marx

Karl Marx, often regarded as one of the most influential thinkers in modern history, revolutionized the way we think about economics, politics, and society. Born in 1818...




Over 90 Tasty Family Friendly Recipes Friends On The Weekend

Are you tired of cooking the same old meals every weekend? Do you want to spice things up and impress your friends with some delicious and tasty recipes? Look no further! We...




Mindfulness for Borderline Personality Disorder: Transform Your Life with this Empowering Practice

Living with Borderline Personality Disorder (BPD) can feel overwhelming and isolating. The intense emotional highs and lows, intertwined with impulsive behavior patterns, can...



Discover the Ultimate Pearson Surgical Technology Exam Review Downloads and Ace Your Exam Now!

If you are a surgical technology student currently preparing for your Pearson Surgical Technology Exam, you have come to the right place. In this article, we will introduce...



The Shocking Social History Of Venereal Disease In The United States Since 1880 - Revealed!

In the dark corners of America's past, a sinister threat loomed over the population. Unseen and often undiscussed, venereal diseases silently ravaged communities,...

