

20 Sewing Patterns For Perfectly Imperfect Projects

Have you ever looked at a beautifully sewn garment or accessory and felt intimidated by the flawless perfection of it? Do you sometimes wish your sewing projects had a touch of uniqueness and imperfection to make them truly one-of-a-kind? If so, you're in luck! In this article, we have compiled a list of 20 sewing patterns that celebrate the beauty of imperfection. These patterns embrace the quirks and irregularities that make every handmade item special.

The world of sewing often revolves around striving for perfection, with straight seams and neatly finished edges. However, there is something magical about imperfections that give a project character and charm. The following patterns encourage you to embrace the imperfections in your sewing, allowing you to create pieces that are truly unique and full of personality.

1. Patchwork Pillowcase

With this pattern, you can turn scraps of fabric into a stunning patchwork pillowcase. The irregular shapes and colors will give your pillow a whimsical and eclectic look.



Wabi-Sabi Sewing: 20 Sewing Patterns for Perfectly Imperfect Projects by Karen Lewis (Kindle Edition)

★★★★☆ 4.7 out of 5

Language	: English
File size	: 48859 KB
Text-to-Speech	: Enabled
Screen Reader	: Supported
Enhanced typesetting	: Enabled
Print length	: 240 pages
Lending	: Enabled



2. Asymmetrical Skirt

Why stick to symmetrical designs when you can have an asymmetrical skirt that defies traditional patterns? Experiment with different lengths and angles for a truly unique and stylish garment.

3. Raw-Edge Quilt

This pattern embraces the raw edges of fabric, creating a cozy and textured quilt. The frayed edges add a touch of rustic charm to your bed or couch.

4. Hand-Stitched Embroidery

Add a personal and imperfect touch to your clothing or accessories with hand-stitched embroidery. Let your stitches wander freely, creating beautiful and unique designs.

5. Ruffled Blouse

A ruffled blouse adds a touch of whimsy and playfulness to any outfit. Experiment with different size ruffles and irregular placements for a truly imperfect but adorable result.

6. Knotted Headband

Create fun and quirky headbands by twisting and knotting different fabrics together. The unfinished edges will add charm to your hair accessory.

7. Distressed Denim Jacket

Giving your denim jacket a distressed look is all the rage. Embrace this trend and create a jacket that looks perfectly worn-in, with frayed edges and strategically placed distressing.

8. One-Shoulder Dress

Who needs both shoulders covered when you can rock a one-shoulder dress? Play with different strap lengths and styles for a unique and imperfect garment.

9. Color-Blocked Tote Bag

Add some personality to a classic tote bag by using mismatched fabrics and bold color combinations. The imperfect color blocking will make it stand out from the crowd.

10. Tie-Dye T-Shirt

Embrace the beauty of random patterns with a tie-dye t-shirt. Experiment with different color combinations and folding techniques for a truly imperfect and vibrant result.

11. Deconstructed Sweater

Take apart an old sweater and reconstruct it into a unique and asymmetrical pullover. Play with different textures and patterns to create a perfect imperfection.

12. Fringed Scarf

Add some flair to a simple scarf by creating fringed edges. The uneven lengths and textures will give your accessory a boho-chic vibe.

13. Patched Jeans

Instead of throwing away worn-out jeans, patch them up with different fabrics. The visible patches and stitches will create a trendy and imperfect pair of pants.

14. Crooked Quilted Coasters

For a rustic touch, create quilted coasters with uneven edges and crooked stitching. These imperfect coasters will add charm to your coffee table.

15. Mismatched Socks

Who said socks had to match? Embrace individuality by intentionally mismatching your socks for a fun and quirky style statement.

16. Slouchy Beanie

Create a cozy and relaxed beanie with a slouchy fit. The imperfect shaping and loose stitches will add a laid-back touch to your winter accessory.

17. Frayed Hem Shorts

Turn a pair of old jeans into trendy shorts with a frayed hem. The uneven and imperfect edges will give your shorts a casual and distressed look.

18. Bohemian Maxi Dress

Go for a flowy and bohemian maxi dress with irregular lengths and patterns. This imperfect masterpiece will make you stand out in any crowd.

19. Open-Back Blouse

Experiment with an open-back blouse for a flirty and unexpected design. The imperfect stitching and raw edges will add a touch of intrigue to your outfit.

20. Abstract Quilt

Create a work of art with an abstract quilt made from different fabrics and unique stitching patterns. The imperfect shapes and lines will tell a story of creativity.

So, next time you find yourself striving for perfection in your sewing projects, take a step back and let imperfections take the lead. Embrace these 20 sewing patterns for perfectly imperfect projects and allow your creativity to shine through in ways you never thought possible. Celebrate uniqueness, embrace irregularities, and create items that are truly one-of-a-kind. Happy sewing!



Wabi-Sabi Sewing: 20 Sewing Patterns for Perfectly Imperfect Projects by Karen Lewis (Kindle Edition)

★★★★☆ 4.7 out of 5

Language : English
File size : 48859 KB
Text-to-Speech : Enabled
Screen Reader : Supported
Enhanced typesetting : Enabled
Print length : 240 pages
Lending : Enabled



Twenty sewing projects for home décor and accessories inspired by the Japanese aesthetic that appreciates the beauty of imperfection.

Capture the essence of Japanese style in your sewing with this collection of projects inspired by the wabi-sabi concept of “perfect imperfection.” This collection of twenty sewing projects for home decor and accessories is based on the popular Japanese aesthetic of wabi-sabi which celebrates the beauty in the ordinary and imperfect.

The projects are grouped according to how we live, for example: living; sleeping; eating and exploring. Sewing and quilting expert and fabric designer, Karen Lewis, has used a limited palette of earthy tones and the best quality natural fabrics including linen, cotton, denim and wool to create a stunning collection of simple, sewn projects.

Try out some simple wabi-sabi style sewing techniques such as hand piecing, sashiko embroidery, big stitch quilting, and visible mending to create unique items for your home whether it's a full-sized bed quilt, simple coasters for your favorite mug or a stunning scarf to wrap up in.




Country Homes Interiors Dream Home - The Perfect Retreat for Tranquility and Elegance

Imagine waking up every morning to the fresh scent of nature, surrounded by stunning landscapes and a beautifully designed home. The Country Homes Interiors...




20 Sewing Patterns For Perfectly Imperfect Projects

Have you ever looked at a beautifully sewn garment or accessory and felt intimidated by the flawless perfection of it? Do you sometimes wish your sewing projects had a touch...




Communication Disorders Following Traumatic Brain Injury: Understanding Brain Behavior And Recovery

Traumatic Brain Injury (TBI) is a life-altering event that can have significant consequences on a person's ability to communicate effectively. Communication...




Auditing And Assurance Services Downloads - Get Your Free Guide Now!

Are you interested in Auditing And Assurance Services? Do you want to gain a deep understanding of the industry and excel as an auditor or assurance service...



Unveiling Hidden Gems: Denver's Early Architecture Images Of America

Denver, the capital city of Colorado, has a rich history that dates back to the early days of the Wild West. It is a city that has seen significant growth and development...



How Community Changed Its Future With Help From Engineers Without Borders USA

Communities around the world face numerous challenges that impact their future. Access to clean water, electricity, education, and healthcare are just a few of the...


stuttering henry

A bi-true story written by Henry Charles • Illustrated by Eleanor Gill



From Stuttering to Success - The Extraordinary Journey of Henry Charles

Henry Charles is a name that resonates with determination, resilience, and triumph. Born with a severe stutter, Henry's journey is an inspiring tale of overcoming...



Cells For Kids Science For Children - Exploring the Tiny Building Blocks of Life

Cells are the fundamental units of life. They are the building blocks that make up all living organisms, including humans, animals, plants, and...