


10 Techniques And Projects For Colorful Knitting That Will Blow Your Mind!

Knitting has always been a popular craft for creating beautiful and functional pieces of clothing and accessories. But why stick to plain old solid colors when you can add a burst of vibrancy and excitement to your knitting projects? In this article, we will explore 10 techniques and projects for colorful knitting that will unleash your creativity and make your knitting stand out from the crowd.

1. Fair Isle Knitting

Fair Isle knitting, also known as stranded knitting, is a technique that involves working with two different colors of yarn to create intricate patterns. This technique originated from the Fair Isle, one of Scotland's Shetland Islands. By using a chart or following a pattern, you can create stunning designs and color combinations that are perfect for sweaters, hats, mittens, and even socks.

When practicing Fair Isle knitting, it's important to ensure that your tension remains consistent. Pay attention to keep the floats (unused yarn carried behind the work) loose enough to avoid puckering or tightness. With practice, you'll be able to master this technique and unleash your creativity.



The Colorwork Bible: Techniques and Projects for Colorful Knitting by Jessica Ostermiller (Kindle Edition)

★★★★☆ 4.8 out of 5

Language	: English
File size	: 313073 KB
Text-to-Speech	: Enabled
Screen Reader	: Supported
Enhanced typesetting	: Enabled
X-Ray	: Enabled
Print length	: 160 pages



2. Gradient Yarns

If you're looking for a straightforward way to add color to your knitting project, gradient yarns are the way to go. These yarns feature smoothly transitioning colors, often going from light to dark or vice versa. Knitting with gradient yarns allows you to effortlessly incorporate a range of colors into your work without the need for complex pattern changes.

Gradient yarns create a beautiful ombre effect, and you can experiment with various stitch patterns to further enhance the color transitions. Whether it's a shawl, a scarf, or a sweater, using gradient yarns will add a touch of elegance and excitement to your knitting projects.

3. Slip Stitch Patterns

If you're not quite ready to tackle Fair Isle knitting, slip stitch patterns offer an excellent alternative. With slip stitch knitting, you work with one color at a time, slipping certain stitches to create a beautiful mosaic-like effect. This technique allows you to incorporate multiple colors without needing to carry more than one color at a time.

Slip stitch patterns can be used to create stunning textured and patterned fabrics. From hats to blankets, slip stitch patterns are a versatile way to add pops of color to your knitting projects.

4. Intarsia Knitting

Intarsia knitting is a technique that allows you to create large blocks of color without carrying yarn across the back of your work. Rather than using one ball or

strand of yarn, you use separate balls or bobbins for each color block. This technique is ideal for creating bold and graphic designs.

Intarsia knitting requires careful attention to detail and entails twisting the yarn at color changes to prevent holes from forming. By mastering this technique, you'll be able to create colorful and eye-catching designs, perfect for sweaters, cushions, or even wall hangings.

5. Variegated Yarn

If you want to add splashes of color without the effort of switching yarns, variegated yarn is your best friend. Variegated yarns, also known as multi-colored or self-stripping yarns, contain multiple colors within a single strand.

When knitting with variegated yarn, simple stitch patterns work best to let the colors shine. Whether you're making socks, scarves, or baby blankets, variegated yarn will create stunning visual interest with minimal effort.

6. Feather and Fan Stitch

Looking for a stitch pattern that adds a touch of elegance and whimsy to your knitting? The feather and fan stitch is the answer. This classic stitch pattern creates a beautiful scalloped edge with subtle waves, making it perfect for shawls, wraps, and lacy accessories.

By choosing different colors for each section of the feather and fan stitch pattern, you can create an eye-catching color gradient effect. Pairing a solid color with a variegated or gradient yarn will make the stitch pattern stand out even more.

7. Stranded Colorwork Hats

If you're up for a knitting challenge, stranded colorwork hats are the perfect project to sink your needles into. These hats typically feature intricate geometric patterns created using Fair Isle or similar techniques.

Stranded colorwork hats are an excellent way to experiment with different color combinations and expand your knitting skills. From complex designs to simple patterns, the possibilities for colorful hats are endless.

8. Patchwork Blankets

When it comes to knitting projects, blankets offer ample space to showcase a wide range of colors and patterns. Patchwork blankets involve knitting or crocheting individual squares and then stitching them together to form a larger piece.

By using various colors and stitch patterns for each square, you can create a visually captivating patchwork effect. Whether it's a cozy baby blanket or a large afghan, patchwork blankets are a labor of love that result in vibrant and unique creations.

9. Colorful Socks

Socks are not just for keeping your feet warm; they are also a canvas for colorful knitting. Whether you prefer intricate lace patterns or simple stripes, knitting socks allows you to experiment with an array of colors and techniques on a small scale.


Colorful socks make a fantastic addition to any outfit, and you can mix and match different patterns and colors to create a vibrant and eclectic collection.

10. Colorful Accessories

From hats and scarves to fingerless gloves and headbands, accessories are the perfect way to inject your knitting projects with a burst of color. Choose bright and vibrant yarns or experiment with unique color combinations to create accessories that make a bold fashion statement.

With accessories, you can take more risks and embrace creativity, as they provide an opportunity to experiment with different color pairings and textures. Let your imagination run wild!

In , knitting doesn't have to be limited to dull and monochromatic colors. With the techniques and project ideas mentioned above, you can create colorful knitted pieces that will leave a lasting impression. So grab your needles, choose some vibrant yarns, and let your creativity flow as you embark on a world of colorful knitting!



The Colorwork Bible: Techniques and Projects for Colorful Knitting by Jessica Ostermiller (Kindle Edition)

★★★★☆ 4.8 out of 5

Language : English
File size : 313073 KB
Text-to-Speech : Enabled
Screen Reader : Supported
Enhanced typesetting : Enabled
X-Ray : Enabled
Print length : 160 pages

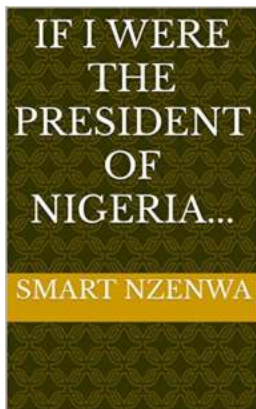


Master beginner and advanced colorwork knitting techniques in Interweave's most comprehensive colorwork guide to-date!

With chapters outlining more than a half dozen colorwork knitting techniques, The Colorwork Bible is your updated exploration of both beginner- and advanced-level skills with a vibrant, modern palette and inspired projects. Join knitwear designer Jesie Ostermiller as you learn:


- A variety of small-scale swatch lessons that help you master a technique before diving into a full size project.
- Stripes, stranding, Fair Isle, brioche, slip-stitch, mosaic, intarsia, and more! Each technique is featured must-make projects you'll want to cast-on today.
- Valuable tips and tricks, plus essential information on successfully combining colors for the best possible results.

Dig deep into the most colorful techniques in knitting with The Colorwork Bible!




If I Were the President of Nigeria: Transforming the Nation for a Bright Future

Being the President of Nigeria is undoubtedly a monumental task, yet one that presents numerous opportunities for change and progress. If given the chance, I would embark on...



10 Techniques And Projects For Colorful Knitting That Will Blow Your Mind!

Knitting has always been a popular craft for creating beautiful and functional pieces of clothing and accessories. But why stick to plain old solid colors when you can add a...




Unlocking the Secrets of Modern Engineering: An In-depth Look at Cambridge Aerospace 53

In today's fast-paced world, aerospace engineering is one of the most exciting and rapidly evolving industries. The continuous advancement in technology and the growing demand...



What Does This Fancy Term Really Mean?

Have you ever come across a fancy term that left you puzzled? You're not alone! In today's world, we encounter various jargon and technical terms that may seem intimidating...




The Dopamine Detox: Overcome Addiction, Restore Motivation

Click here to find out how a simple Dopamine Detox can help you overcome addiction and restore your motivation! In today's fast-paced world, it's easy...




Practical Act Dbt Guide For Learning Mindfulness And Emotion Regulation

Are you looking for effective ways to enhance your mindfulness and emotion regulation skills? In this practical guide, we will explore the principles of Acceptance and...



Baby Giraffe Goes Potty!

Have you ever wondered how baby giraffes learn to go potty? Well, get ready to embark on a heartwarming journey as we dive into the adorable moments of a cute baby...



Bee Keeping For Beginners According To The Syllabus Of The Board Of Education

Beekeeping, also known as apiculture, is the process of rearing and managing bees. It is an important practice that not only provides valuable honey and wax but...

the colorwork bible techniques and projects for colorful knitting