

# 10 Bedroom Design Ideas by Joanna De Klerk: Creating a Neutral Oasis in Your Home

When it comes to designing your bedroom, choosing a neutral color scheme can create a calm and relaxing oasis. Joanna De Klerk, an acclaimed interior designer known for her impeccable taste and attention to detail, has shared her top bedroom design ideas to inspire you to transform your space into a tranquil retreat. In this article, we will explore Joanna De Klerk's signature style and guide you through ten stunning bedroom design ideas that embrace neutral hues, creating a soothing and sophisticated atmosphere.

## 1. Serene White Haven

If you're looking for a timeless and elegant design, Joanna De Klerk suggests embracing the simplicity of an all-white bedroom. Paint the walls, ceiling, and trims in crisp white, and opt for white linens and furniture. Use textures such as a fluffy white rug, smooth satin curtains, and a plush duvet to add depth to the room. Finish off the look with a few carefully selected pieces of artwork and minimalistic decor.

## 2. Classy Gray Retreat

For a more contemporary look, infuse your bedroom with shades of gray. Joanna De Klerk recommends using different tones of gray on the walls, paired with silver accents. Incorporate luxurious fabrics like velvet and silk for your bedding and window treatments. Add interest by introducing metallic elements through lamps, mirrors, and decorative accessories. The result will be a sophisticated and serene space.



## Bedroom Design Ideas Neutral

by Joanna de Klerk (Kindle Edition)

★★★★☆ 4.5 out of 5

Language : English

File size : 3608 KB

Text-to-Speech : Enabled

Screen Reader : Supported

Enhanced typesetting : Enabled

Print length : 42 pages

Lending : Enabled



### 3. Earthy Neutral Escape

To bring a touch of nature into your bedroom, opt for earthy neutral tones such as beige, tan, or cream. Joanna De Klerk suggests incorporating natural materials like rattan, jute, and wood to create a warm and balanced ambiance. Use organic-inspired prints for your bedding and curtains to further enhance the natural feel. Add indoor plants and soft lighting to complete the serene escape.

### 4. Scandinavian Simplicity

Scandinavian design is renowned for its clean lines and minimalist approach. Following Joanna De Klerk's advice, paint your walls white and choose light-colored wood for your furniture. Keep the clutter to a minimum and focus on functionality and simplicity. Enhance the space by introducing natural textiles such as sheepskin rugs and linen curtains. This design style is perfect for those who appreciate a clutter-free and light-filled bedroom.

### 5. Luxurious Cream Dream

If you're looking for a bedroom that exudes luxury, Joanna De Klerk recommends using cream as the dominant color. Paint the walls a soft cream shade and incorporate cream-colored furnishings, including a plush upholstered headboard. Add glamour through gold or bronze accents, such as a chandelier or metallic picture frames. To complete the dreamy look, include soft lighting elements and sumptuous fabrics like silk.

## **6. Tranquil Blue Haven**

Creating a bedroom inspired by the ocean's soothing tones can bring a sense of tranquility. Joanna De Klerk proposes incorporating shades of blue, from light aqua to deep navy, into your bedroom design. Paint the walls a soft blue hue and introduce textiles such as curtains and bedding featuring ocean-inspired motifs. Accessorize with silver or white accents to enhance the serene ambiance.

## **7. Romantic Blush Sanctuary**

If you desire a bedroom that radiates romance, Joanna De Klerk suggests incorporating shades of blush and muted pinks. Paint the walls in a soft, barely-there pink and bring in blush-colored bedding and curtains. Choose light-colored furniture with delicate details to enhance the romantic atmosphere. Adding vintage-inspired elements, such as an antique mirror or crystal chandelier, will evoke a sense of elegance and serenity.

## **8. Modern Monochrome Retreat**

If you're a fan of contemporary design, Joanna De Klerk proposes a modern monochrome bedroom. Use black and white as the main color scheme, focusing on sleek lines and geometric patterns. Paint one wall black to create a statement, and keep the other walls and furniture white for balance. Introduce pops of color through bold artwork or vibrant accessories. This monochrome retreat will exude sophistication and style.

## 9. Dreamy Pastel Escape

Embrace a whimsical and dreamy atmosphere in your bedroom with a pastel color palette. Joanna De Klerk suggests using soft hues like lavender, mint, or baby blue. Paint the walls a light pastel shade and incorporate pastel-colored textiles for your bedding and curtains. Opt for light-colored furniture and add playful touches through decorative elements such as fairy lights or delicate wallpapers. This pastel escape will transport you to a magical world of tranquility and imagination.

## 10. Timeless Beige Elegance

For a bedroom design that transcends trends and stands the test of time, Joanna De Klerk recommends a timeless beige color scheme. Paint the walls a warm neutral beige and choose furniture in similar tones. Embellish the space with accents in gold or brass for a touch of glamour. Incorporate textures like velvet or faux fur to create a cozy and sophisticated feel. This elegant beige design will never go out of style.

Joanna De Klerk's bedroom design ideas offer endless possibilities for creating a serene and stylish retreat. Whether you prefer the simplicity of an all-white haven or the timeless elegance of a beige sanctuary, incorporating neutral tones in your bedroom design will result in a calm and sophisticated oasis.

Remember to experiment with textures, fabrics, and accessories to add depth and interest to your chosen design. By following Joanna De Klerk's top tips, your bedroom will become a tranquil haven that reflects your personal style and provides the ideal space for relaxation and rejuvenation.

### Bedroom Design Ideas Neutral

by Joanna de Klerk (Kindle Edition)

★★★★☆ 4.5 out of 5



Language	: English
File size	: 3608 KB
Text-to-Speech	: Enabled
Screen Reader	: Supported
Enhanced typesetting	: Enabled
Print length	: 42 pages
Lending	: Enabled



It might be tempting to buy the biggest bed possible to feather a luxurious nest. But doing this in a small space tends to cause a more cramped feel. Instead, choose a bed with small stature that won't choke the room, such as an iron bed with a see-through headboard and footboard. Or pick a bed with no footboard at all, such as a platform or storage bed. Doing so will keep the middle of your room open, making it feel larger.

Go for It

There are two ways to organize a small bedroom: You can make it dark and cozy with saturated berry reds or chocolate browns. Or, you can boost daylight with barely dressed windows and a light-bouncing color on the wall, such as cloud white or sunshine yellow. Either way, don't take a weak approach. You can be bold in a small space without risking too much money or effort.

Sneak In Storage

When decorating small bedrooms, every square inch is potential storage. Sure, you can stash sweater boxes under the bed, but if you boost the bed frame on blocks and add a voluminous skirt, you can hide a set of luggage under there. Place a storage ottoman under the window to hold extra bedding. Use a chest as

a bedside table to gain drawer space. When it comes to organizing a small bedroom, make the most of your closet with an organizer system. And look for wall space where you can hang a bookshelf.

### Seize Opportunities in a Small Bedroom

Look for ways to make your small bedroom special. Decorate a bedroom with punchy fabrics and expressive patterns. Choose interesting lighting, such as a charming chandelier or sculptural table lamps. For a small bedroom idea that makes a statement, try an unusual headboard: Pick one that is extra tall, brightly upholstered, or curvy. And use artwork to show off your personality. It doesn't have to be pricey -- framed snapshots will do. Remember, this is the most personal space in your home, so decorate a bedroom with what makes you happy.

### Let it Shine

You may want to rethink your black-out window treatments. Embrace natural light, which will help a small bedroom feel light and airy. Layer drapes and light-blocking shades for style and optimal light control.

### Think Tall

Here's a small bedroom idea with staying power: Hang window treatments closer to the ceiling to make a room feel taller. Don't believe us? Have a partner hold up curtains to give it a try. It's amazing to see the instant change such a small fix can make.

### Raise The Roof

Decorating a small bedroom can get extra tricky with odd nooks and corners. Use light, crisp colors to combat unique features like lower ceilings. Bright whites look luxe in any sized room, and even turn this slanted-ceiling kids' room into a

spacious play zone.

### Bedside Manners

Be smart about storage when decorating a small bedroom. Employ a nightstand with drawers and shelves and install a floating shelf above for extra storage in a small bedroom. Consider room organizers for small rooms for maximum clutter control.

### Soft Edges

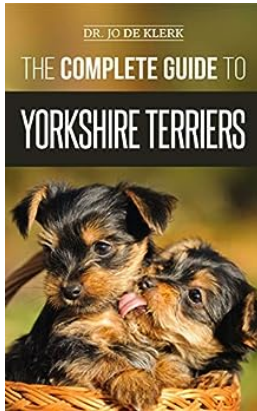
When decorating a small bedroom, go for furniture with rounded edges. It will take up less floor space and help widen walkways. Half-circle nightstands and rounded ottomans with hidden storage compartments are the perfect small bedroom accessory.

### Boho Chic

Small room decorating doesn't have to be difficult. Our best advice on how to organize a small bedroom? Add one piece of drama. In this bedroom, a suzani patterned tapestry serves as an eye-catching headboard. Pair it with other boho accessories to tie the whole room together.


### Layers of Style

You may need to defy convention when it comes to design ideas for small bedrooms. Specifically, get creative with the furniture layout! In this room, the bed slightly overlaps the two windows, but the placement provides ample walkways. Just be sure to move furniture several inches away from the window to make room for blinds and curtains.




## Learn Everything About How To Find, Train, Raise, Feed, Groom, and Love Your New Pet

Bringing a new pet into your home can be an exciting and rewarding experience. Whether you're considering getting a dog, cat, bird, or any other type of pet, it's important...




## Unlock the Secrets to Finding, Raising, Training, and Loving Your Golden Retriever Puppy

Golden Retrievers are undoubtedly one of the most popular dog breeds around the world. Their friendly and gentle nature, coupled with their intelligence and loyalty, make...



## History Behavior Training Fieldwork Traveling And Health Care For Your New Gsp


The German Shorthaired Pointer, commonly known as GSP, is a versatile and energetic breed that has gained popularity among dog enthusiasts. Their loyalty,...



## John Kennedy and the Politics of Arms Sales to Israel


When discussing Israeli history and politics, one cannot overlook the significant role played by John F. Kennedy, the 35th President of the United States. Kennedy's...






## The Mysterious Demise of Jeffrey Epstein: Unveiling the Dark Secrets

On August 10, 2019, the world was shocked by the news of the untimely death of Jeffrey Epstein. The financier and convicted sex offender was found dead in his jail cell at...



## Unveiling the Mysteries of Time: A Journey through On The Nature Of Time - SpringerBriefs in Philosophy

Time, a fundamental aspect of our existence, is both captivating and enigmatic. Throughout the ages, philosophers and scientists have been pondering the nature of time,...



## Comprehensive Guide On How To Microdose With Magic Mushroom For Health And

Have you ever heard of microdosing with magic mushrooms? This unique practice has gained popularity in recent years as individuals explore...



## How to Live on Practically Nothing And You Can Too

Living on practically nothing may seem impossible in today's society, where the cost of living seems to be on the rise every day. However, with some strategic planning,...

